

TABLE OF CONTENTS

Hours of Operation & Phone Numbers	3
Town Officers.....	4-5
Letter from the Governor.....	6
Congressional Delegation Letters	7-9
State Legislative Delegation Letters.....	10-12
Town Manager's Report.....	13-14
Town Clerk Report.....	15-16
Code Enforcement/ Building Inspector Report.....	17-18
Fire Dept. Report.....	19-21
Police Dept. Report.....	22-25
Public Works Dept. Report.....	26-27
Transfer Station Report	28
Assessors' Agent & Tax Collector Report.....	29-30
Assessments and Tax Summary.....	31
Assessments with Exemptions	32-84
Unpaid Real Estate Taxes.....	85-88
Personal Property Assessments.....	89
Unpaid Personal Property Taxes.....	90
Sabattus Sanitary District Report.....	91-95
Employee Compensation.....	96-97
FY2014 Audit Statements.....	98-106
May 14, 2015 Annual Town Meeting Warrant.....	107-115
Proposed FY16 Municipal Appropriations Summary.....	116
Proposed FY16 Capital Budget & History.....	117

What time period does the information in this Annual Report cover?

All of the Town's financial information in this report (expenses, revenues and employee compensation information) is for the **2013-2014 Fiscal Year (FY14) beginning July 1, 2013 and ending June 30, 2014**. We are required to report audited financials for the Annual Town Report and FY14 is the most recent fiscal year for which we have audited figures. The current fiscal year that we are in (FY15) does not end until June 30, 2015.

However, because of the timing when we print the Annual Town Report nearly a year after the Town's last fiscal year ends, Department Head reports and other letters offer information based on different timeframes such as calendar year 2014 and more recent information when applicable.

The primary reason for different time periods is that the most current data for various areas of the Town operation: audited financials, tax assessments, crime statistics, building permits, etc., varies depending on the data source. In all cases, we strive to give you the fullest and most up-to-date information about Town operations. We have noted on each data table the specific time period for which the figures are related.

Hours of Operation & Phone Numbers

Sabattus Town Office. Phone: 375-4331 / Fax: 375-4104

Monday, Wednesday, Thursday, 8:00a.m.- 4:30p.m.

Tuesday 8:00a.m.- 6:00p.m.

Friday 8:00a.m.-1:00p.m.

The Town Office offers the following online services. Please visit our website at www.sabattus.org and click on the box labeled "For Residents".

- License your dog informe.org/dog_license
- Register your motor vehicle informe.org/bmv/rapid-renewal
- Register your ATV/snowmobile informe.org/ifw/atv-snow
- Register your boat informe.org/online/boat
- Renew your hunting/fishing license state.me.us/ifw
- National Saltwater Angler Registry countmyfish.noaa.gov

The Town Office accepts all forms of credit/debit cards through the Maine Payport system which charges a fee of 2.5% for all transactions.

Police Department. Phone: 375-6952 or 375-8124 / Fax 375-2504

Code Enforcement/Local Plumbing Insp. / Health Officer / Bldg Insp. Phone: 375-4331

All office hours are at the Municipal Building

- Tuesday 8:00a.m.-6:00p.m.
- Inspections are by Appointment only. Cell phone: 751-6778

Assessing: The Assessors' Agent is in the office two days each month. Please contact the Town Office at 375-4331 or 375-8113 for the schedule.

Public Works. Phone: 375-8702 / Fax: 375-2506

Monday - Friday: 6:30a.m.-3:00p.m.

Transfer Station. Phone: 375-2507 / Fax: 375-4104

Wednesday, Saturday & Sunday: 8:00a.m.-3:00p.m.

Fire Department. Phone: 375-4201 / Fax: 375-2505

TOWN OFFICIALS

As of May 2015

SELECTMEN, ASSESSORS & OVERSEERS OF THE POOR

Mark R. Duquette	Term Expires: December 2016
Donat L. Fournier Jr.	Term Expires: December 2015
Michelle A. Ames	Term Expires: December 2017
André N. Marquis	Term Expires: December 2016
Jeffrey S. Baril	Term Expires: December 2015

Andrew B. Gilmore: Town Manager

Suzanne M. Adams: Town Clerk / Registrar of Voters

Amy M. Duquette: Treasurer / Deputy Tax Collector / Motor Vehicle Agent /
Deputy General Assistance Administrator / Inland Fisheries &
Wildlife Agent

Judy D. Fournier: Tax Collector / General Assistance Administrator / Deputy
Town Clerk / Planning Board Secretary / Deputy Registrar of
Voters / Deputy Treasurer

Anthony R. Ward: Police Chief

Matthew Prince: Police Lieutenant

Gary Baillargeon: Detective Sergeant

PATROL OFFICERS

Ralph Destefano	Jeremy Petty
Melanie Skidgel	Dennis Mailman

RESERVE OFFICERS

Allen Huntington	Andrew Levesque
Jason Chaloux	

Melissa A. Kelly: Police Dispatcher / Constable / Administrative Assistant

Jeff Cooper: Humane Officer

Marc Veilleux: Fire Chief

Robert Gayton, III: Assistant Fire Chief

Dennis Douglass: Code Enforcement Officer / Local Plumbing Inspector /
Building Inspector / Health Officer

Gary LaBonte:	Public Works Road Foreman
Jerry Sabins:	Transfer Station Manager
George Merrill:	Emergency Management Director
Donna Hays:	Assessors' Agent

PLANNING BOARD

Richard Lacombe, Chair	Richard Behr
Raymond Doyon	William Lee, Alternate
Jean-Paul Curran	David Marsters, Alternate
David Gilbert	

BOARD OF APPEALS

Roland St. Amand
Benjamin Hurd

BUDGET COMMITTEE

Amedeo Lauria	Loretta Hinkley
Connie Castonguay	David Marsters
Clayton McLaughlin	Guy Desjardins
Ronda Fournier	George Merrill

BOARD OF ASSESSMENT REVIEW

Amedeo Lauria	David Marsters
Connie Castonguay	Loretta Hinkley
J.P. Normand LaPlante	

SABATTUS SANITARY & WATER DISTRICT

Trustees:

Connie Castonguay	Guy Desjardins
Judy Cyr	Roland St. Amand
Richard Lacombe	

Staff:

Superintendent:	Paul Morin
Operators:	Mark Duquette
	Thomas Hallowell

RSU 4 / SABATTUS MEMBERS

Robert Gayton, Jr.	Will Fessenden
Nancy Provost	Amedeo Lauria

James Hodgkins:	Superintendent of Schools (RSU 4)
------------------------	--



STATE OF MAINE
OFFICE OF THE GOVERNOR
1 STATE HOUSE STATION
AUGUSTA, MAINE
04333-0001

Paul R. LePage
GOVERNOR

March 30, 2015

Town of Sabattus
190 Middle Rd
Sabattus, ME 04280

Dear Citizens of Sabattus,

Maine has a long tradition of civil participation in both state and local government, and I thank you for being informed and involved citizens.

My vision for Maine is prosperity, not poverty. For this reason, one of my top priorities is the reduction and eventual elimination of the income tax. Not only does an income tax cut put more money back in your pockets, but it will attract businesses that can offer good paying careers to keep our young people here in Maine. Further, this tax cut maximizes one of our existing resources — tourism — and ensures the millions of visitors who come to Vacationland each year contribute their small part to our economy.

Simply put, this proposal results in an immediate pay raise for all of you hard-working Mainers. It creates stronger and even more vibrant communities as we show people that we are serious about wanting people and businesses to come — and stay — in Maine.

If we are to make Maine prosperous, we must also work hard to reduce our heating and energy costs. I am committed to lowering the cost of energy, not only to attract job creators, but also to allow Maine people to affordably and effectively heat and power their homes.

And finally, it is of utmost importance that we begin to address the growing drug problem in our state. Maine's people are its most precious commodity, and our safety is being threatened by the drugs that are entering our state each and every day. My goal is to face the problem head-on by employing more drug agents, prosecutors and judges before the epidemic destroys our communities.

It is a pleasure serving as your Governor. If ever I can be of assistance to you or if you have any questions or suggestions, I encourage you to contact my office by calling 287-3531 or by visiting our website at www.maine.gov/governor.

Sincerely,

Paul R. LePage
Governor



PRINTED ON RECYCLED PAPER

PHONE: (207) 287-3531 (Voice)

TTY USERS CALL 711
www.maine.gov

FAX: (207) 287-1034

SUSAN M. COLLINS
D-MAINE

413 OTISBURN SENATE OFFICE BUILDING
WASHINGTON, DC 20510-1004
TEL: 202-224-3630
FAX: 202-224-3631

United States Senate

WASHINGTON, DC 20510-1804

Dear Friends:

In November, the people of Maine entrusted me to serve another term in the United States Senate. I am deeply honored to serve you and will continue to work to bridge the partisan divide and to forge bipartisan solutions to the many challenges our nation faces. With the New Year just beginning, I welcome this opportunity to reflect on some of my work from this past year and to highlight some of my priorities for the year ahead.

The biggest challenge facing our State remains the need for more jobs so that Mainers can stay in our great State to live, work, and raise their families. Since small businesses create the vast majority of jobs, we must help them to start up, grow, and succeed. We must update our tax code to encourage small business investment in equipment and other assets, cut the red tape that is hampering job creators, build the transportation and energy infrastructure to support an expanding economy. We must also foster opportunities for key industries, from agriculture to defense. We must ensure that our workers have the skills they need for the jobs of today and tomorrow. These initiatives will remain my top priorities in the new Congress.

I am pleased to report a number of successes from this past year, including provisions from my "Seven Point Plan for Maine Jobs." My proposals to streamline job training programs and better match workers' skills with employers' needs were enacted as part of a workforce investment act. I helped secure promising manufacturing opportunities for our state—from requiring the military to buy American-made athletic footwear for new recruits, just as it does for other uniform items, to an additional Department of Energy investment in the deepwater, offshore wind power project being developed by the University of Maine, Maine Maritime Academy, and private companies. For Maine agriculture, I succeeded in including the fresh, white potato in a federal nutrition program from which it has been the only vegetable to be excluded.

Also last year, I was pleased to join in the christening of the *USS Zumwalt* at Bath Iron Works, a Navy ship for the 21st Century that will help protect our nation and strengthen one of Maine's most vital industries. And, for Veterans living in rural areas, I secured a two-year extension of the successful Access Received Closer to Home program, which is improving access to health care for Veterans in northern Maine. Finally, after several years in the making, I am delighted that Congress has approved my legislation to form a commission—at no cost to taxpayers—on the creation of a National Women's History Museum. A museum recognizing the contributions of American women is long overdue, and this bill is an important first step toward that goal.

In the new Congress, I will serve as Chairman of the Transportation Appropriations Subcommittee. This position will allow me to continue working to ensure investments are made in critical transportation infrastructure, which is essential for our safety and economic growth. To date, Maine has received more than \$90 million for highway, bridge, airport, rail, and port projects through the successful TIGER grant program.

I will also serve at the helm of the Senate Special Committee on Aging in the 114th Congress, a position I sought because Maine has the highest median age in the nation. Working to address pressing issues facing our seniors, from long-term care and retirement security to the vast potential of biomedical research, will be on our agenda. Preventing and effectively treating Alzheimer's should be an urgent national priority as this devastating disease continues to take such a personal and economic toll on more than five million Americans and their families. The Committee will also continue to focus on the scams and frauds targeting our senior citizens and has a toll-free hotline (1-855-303-9470) where seniors and their loved ones can report suspected fraud.

A Maine value that always guides me is our unsurpassed work ethic. As 2014 ended, I continued my record of never missing a roll-call vote since my Senate service began in 1997; a tally that now stands at more than 5,700 consecutive votes.

I am grateful for the opportunity to serve the great State of Maine and the people of Sabattus. If ever I can be of assistance to you, please contact my Lewiston Constituent Services Center at (207)-784-6969, or visit my website at www.collins.senate.gov.

Sincerely,



Susan M. Collins
United States Senator

Town of Sabattus
190 Middle Road
Sabattus, Maine 04280

Dear Friends,

Since being sworn in, I have been working to help solve our most important issues such as creating more jobs, lowering the cost to heat our homes and balancing the national budget.

In Congress, I will work to give job creators the confidence they need to start new businesses and create more jobs. It is important for Congress to continue to pass jobs bills, like the Keystone XL Pipeline Act, to get our hard-working Mainers back to work so they can put more food on the kitchen table. As your representative, I will always support legislation that will balance our national budget, reduce the high cost of energy and help create more jobs.

Secondly, I have been working, with Republicans and Democrats, to help lower the cost of energy for our small businesses and hard-working families in Maine. One of my first votes, as a member of Congress, was in support of the Keystone XL Pipeline Act and the Natural Gas Pipeline Permitting Reform Act. These bills will help increase the production and create a reliable flow of natural gas to Maine, especially the Second District.

For my first House floor speech, I asked my Republican and Democrat colleagues to join me in support of the Balanced Budget Constitutional Amendment. This Constitutional amendment will require Washington to, finally, live within their means, just like our hard-working families in Sabattus. Balancing the national budget will help end wasteful spending and help secure financial security for our kids and grandkids.

I'm honored and grateful to serve you and represent the hard-working people of Maine's Second Congressional District. If you need any help, please visit my website (Poliquin.house.gov) or call any of my offices: Lewiston (207) 784-0768, Bangor (207) 942-0583, Presque Isle (207) 764-1968 and Washington, D.C. (202) 225-6306.

Sincerely,

A handwritten signature in black ink that reads "Bruce Poliquin". The signature is written in a cursive, slightly slanted style.

Bruce Poliquin

ANGUS S. KING, JR.
MAINE

369 DIXSEN SENATE OFFICE BUILDING
LJ2) 224-5344
Washington, DC 20510

United States Senate
WASHINGTON, DC 20510

COMMITTEES:
ARMED SERVICES
BUDGET
INTELLIGENCE
RULES AND ADMINISTRATION

Town of Sabattus
190 Middle Rd,
Sabattus, ME 04280

Dear Friends,

It has been a privilege to serve the State of Maine since being sworn into the U.S. Senate in January of 2013. First off, I want to make sure you know how to reach my offices, as I welcome your thoughts, questions, or concerns. You can call our toll-free, in-state line at 1-800-432-1599. In addition, our local numbers are as follows: Augusta (207) 622-8292, Presque Isle (207) 764-5124, Scarborough (207) 883-1588, and Washington D.C. (202) 224-5344. You can also provide your input on our website at www.king.senate.gov.

Maine is a large state; I know that traveling to our offices can present logistical and financial challenges, which is why our team implemented an outreach program, **Your Government Your Neighborhood**. My staff has been traveling to communities throughout the state for two years now, hosting office hours for local residents. Since we began, we have made over 400 trips and plan to increase that throughout 2015.

If we haven't yet been to your town office, community library, or school, or hosted an information table at a local non-profit, please let us know!

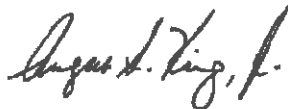
My work in Washington this year has been broad reaching, and I am committed to continue this work in a transparent and nonpartisan manner.

My projects have included:

- Overseeing national security and defense issues from ISIS to cybersecurity
- Continuing efforts to simplify student loans and make higher education more affordable
- Easing the regulatory burdens facing Maine businesses, farms, and schools
- Co-sponsoring budget initiatives for a smarter economic direction
- Supporting vital infrastructure and highway investments
- Tackling climate change mitigation and its long-term impacts
- Ensuring financial transparency in politics through campaign finance reform
- Promoting the growth of rural internet access
- Co-sponsoring legislation to help working families get paid leave to care for loved ones

I am tremendously grateful for the opportunity to serve you and will keep you informed of my activities in Maine and Washington.

Sincerely,




ANGUS S. KING, JR.
UNITED STATES SENATOR

AUGUSTA
4 Gabriel Drive, Suite F1
Augusta, ME 04330
(207) 622-8292

PRESQUE ISLE
168 Academy Street, Suite A
Presque Isle, ME 04769
(207) 764-5124

SCARBOROUGH
353 US Route 1, Suite 10
Scarborough, ME 04074
(207) 833-1588

1-800-432-1599
For more information, please visit
www.king.senate.gov



Annual Report to the Town of Sabattus

A Message from Senator Garrett Mason

Dear Friends and Neighbors:

This year marks the beginning of my third term in the Maine Senate. It has been an honor working on your behalf to make Maine an even better place to live, work and conduct business.

In November, the Senate Republican caucus elected me to serve as Senate Majority Leader during the 127th Legislature. Additionally, I will be serving as a member of the Energy, Utilities, and Technology Committee. These two new positions bring new responsibilities, which include helping to steer the direction of the Maine Senate and better position the state for economic success.

I am proud of the results of the 126th Legislature, which worked hard to increase the availability of mental health services, pay off the debt our state owed to local hospitals, and improve Maine's economic climate. I am especially pleased that we were able to preserve many valuable gains made during the 125th Legislature.

There is a great deal to accomplish during the 127th Legislature. The most important item on our to-do list is clear: our state needs more jobs at all levels of the pay scale. Although growing our economy and increasing the number of jobs available to Mainers will be challenging, I am confident that our commitment to addressing Maine's outrageous energy costs and the needs of our aging population will continue to move our state in the right direction. A healthy private sector remains the best vehicle to spur economic growth, and I am focused on ensuring that traditional industries and small businesses have their needs met so Maine will continue to create jobs. In the same sense, innovation is critical to providing a path forward for Maine's economy – and my colleagues and I are excited to encourage the ideas of entrepreneurial minds young and old.

Another essential component of a robust economy is efficiency in allocating the state government's scarce resources. Unfortunately, Maine's current distribution of benefits from our welfare system is not helping the folks who need these benefits most. In order to help our truly needy survive and get back on their feet, I will work with my fellow legislators to protect our state's vulnerable citizens while fighting fraud, waste, and abuse in Maine's welfare system.

Again, thank you for entrusting me to represent you in Augusta. Please feel free to contact me if you need my help in navigating the state bureaucracy. I can be reached in Lisbon Falls at 577-1521, in Augusta at 287-1505, or by e-mail at Garrett.Mason@legislature.maine.gov.

Sincerely,

Garrett P. Mason
State Senator



HOUSE OF REPRESENTATIVES

2 STATE HOUSE STATION
AUGUSTA, MAINE 04333-0002

(207) 287-1400

TTY: (207) 287-4469

Stephen J. Wood

P. O. Box 927
Sabattus, ME 04280
Cell Phone: (207) 740-3723
Steve.Wood@legislature.maine.gov

March 31, 2015

Town of Sabattus
190 Middle Road
Sabattus, ME 04280

Dear Friends and Neighbors,

I would first like to thank the residents of Sabattus for electing me as your State Representative. It has been a pleasure to serve the residents of House District 57 in the Maine Legislature. I am honored that you have entrusted me with this responsibility as I begin my third term as your Representative.

Legislative leadership has appointed me to serve on the Inland Fisheries and Wildlife committee for the 127th Legislature. This committee oversees the Department of Inland Fisheries and Wildlife; inland fisheries and wildlife research and management; hunting; fishing; trapping; hunter safety; fish hatcheries; game wardens; guides; ATVs; snowmobiles; watercraft registration and boater safety; and white water rafting. This committee appointment will be an ideal fit for our district because most of the issues we'll be addressing in this committee have a direct impact on our district and the citizens who live here.

I was elected to the Maine Legislature on the promise to represent you, the people of District 57. To do this, I will be seeking your input regularly and want to hear from you with your comments and concerns. Please call me anytime at 740-3723 or email at Stephen.Wood@legislature.maine.gov to keep me updated on those concerns. If you would like to be added to my email update list, you can do so by emailing me directly with your request.

Again, thank you for giving me the honor of serving you in Augusta!

Sincerely,

Stephen Wood
State Representative

District 57 Greene and Sabattus

Printed on recycled paper



STATE OF MAINE
HOUSE OF REPRESENTATIVES
CLERK'S OFFICE
2 State House Station
Augusta, Maine 04333-0002

Robert B. Hunt
Clerk of the House

TO: Municipal Officers - Sabattus
Editor, Annual Report

FROM: Robert B. Hunt *RBH*
Clerk of the House

DATE: January, 2015

Many municipal annual reports include the category of "Representative to Legislature" at the conclusion of the listing of Municipal Officers.

In the belief you may want to aid your residents to more readily contact their Representative, we are hopeful that you will include the following information in the Municipal Officers section of your Annual Report:

Representative to the Legislature
(Term expires December 7, 2016)

Representing: District 57

Representative: Stephen J. Wood

Address: P. O. Box 927
Sabattus, ME 04280

Cell Phone: (207) 740-3723

E-Mail: Stephen.Wood@legislature.maine.gov

House website: <http://www.maine.gov/legis/house/hsebios/woods.j.htm>

Capitol Address: House of Representatives
2 State House Station
Augusta, ME 04333-0002

State House Telephone: (207) 287-1400 (Voice)

State House Message Phone: 1-800-423-2900

State House TTY Line: (207) 287-4469

Town Manager's Report

To the Citizens and Taxpayers of Sabattus:

The Selectmen and staff worked diligently throughout Fiscal Year 2014 (July 1, 2013 through June 30, 2014) to stabilize the budget and operational structure in light of the continued losses in Maine State Revenue Sharing. Even after voters approved the FY14 budget, the Selectmen and Town Manager cut an additional \$75,000 out of the voter-approved expenses before the Selectmen set the tax rate. The cuts resulted in reduced staffing by eliminating the fulltime Code Enforcement position and one fulltime, year-round public works position to a fulltime seasonal position for the winter months only. Additional cuts were also made in operational expenses.

The current major factors that are negatively affecting the Sabattus economy and placing strain on local property taxes can be broadly categorized into two significant areas:

1. **Slow Economic Growth.** The most significant impediment to long-term economic sustainability for Sabattus in my opinion is the historic and continued sluggish local economy. While we have certainly had some recent bright lights in new business development, the reality is that the makeup of the Sabattus tax base remains too heavily skewed to residential property. It has been a longtime struggle in Sabattus to significantly expand and attract commercial investment. However, we must be successful in this arena if we are to achieve long-term tax rate stabilization and inch ahead of the annual rising fixed costs of operations.
2. **Revenue Losses.** Thankfully, most non-property tax revenues have remained stable in Sabattus for the past several years. The one exception, however, is the significant loss in Maine Revenue Sharing. The state law (since 1972) stipulates that Maine shall hold 5% of all state sales and income tax revenues and distribute that pool of funding back to Maine municipalities based on economic formulas primarily comprised of town valuation and population.

At its peak historically, Sabattus received \$587,928 in Maine Revenue Sharing funds in fiscal year 2008. However, the Maine Legislature has raided the state pool of Revenue Sharing funds in recent years to pay for State programs. In the current year as well as next year in FY16, Sabattus is projected to receive approximately \$215,000 in Revenue Sharing Funds. If the Governor and Legislature had not already raided the funding pool to pay for State programs, Sabattus would, by law, receive a projected \$638,000 in revenue sharing funds next year. That difference, or loss, of \$423,000 in projected Revenue Sharing funding the state diverted to its own programs translates into an increase to the local Sabattus Mil Rate of \$1.45.

But the economic picture certainly isn't all doom & gloom. For better or worse, we have grown accustomed to these revenue loss challenges and continue to navigate through these volatile waters. In fact, with the exception of badly needed capital investment funding for roads and vehicles, the Town is in relatively solid financial shape thanks to the collective efforts of the Selectmen, Budget Committee members, our various committees, and staff. Countless hours of work, planning, and tough decision making have gone into various areas of Town governance to best position Sabattus to weather the economic downturn and position us for growth.

Operational expenses town wide have and continue to receive very close scrutiny to maintain minimal levels of funding without deep losses to services. Members of the Planning Board,

Ordinance Review Committee, staff and Selectmen have been working very hard to overhaul the Town's ordinances to conform to the Town's Comprehensive Plan. The ordinances and Comprehensive Plan are designed to manage land-use and growth while streamlining the "red tape" as much as possible to create a business-friendly environment. There is still a lot of work to be done in this area, but the amount of work completed to date by many volunteers, staff, and the Selectmen is impressive by any measure.

Additionally, the Selectmen and Town Manager continue to closely monitor and guide the financial accounting of the Town daily and continue our focus on proper capital investment planning (equipment, vehicles roads, etc.). The Town has made great strides in recent years to properly plan for major capital investments without sharp spikes in the mil rate year to year when a road needs to be reconstructed or a vehicle needs to be replaced. Changes in the Town Charter now restrict a minimum of 25% of all collected Excise taxes for use solely for road maintenance and construction. Another new charter provision allows the Selectmen to deposit any unused department funds at the end of the year into restricted capital accounts for future capital investments approved by voters. These relatively new financial practices for the Town allow for much better long-term financial planning and stabilization of the mil rate year to year over the long haul regarding capital expenditures.

The significant changes in the last five years to the financial accounting, management, and planning have been the cornerstone to Sabattus weathering the volatility in the economy and loss of state revenues. It has also placed Sabattus in the best position possible by giving the many volunteers on our Boards and Committees, and ultimately our voters, the accurate information we all need to make sound, long-term planning and financial decisions.

Despite the many economic challenges the Town has faced in the past ten years, I am incredibly optimistic for our future. While we have a significant gap in capital funding vs. need, as most every municipality in Maine does, the Town is currently financially solid with a very lean staffing structure. While there is always room for improvement in any organization, I can confidently state that we deliver the services required by law and as directed by voters as a "no frills" operation. Furthermore, we are positioned to capitalize on a growing, albeit slowly, economy with the continued guidance and hard work of our many board and committee volunteers.

While the economic challenges will continue to face Sabattus, we are used to dealing with them head on. We're Mainers. We survive. It's what we do. But I also see a very bright economic future for us in the not-too-distant future. As the economy continues to crawl back from the recession, we will continue to capitalize on the hard work of recent years. I am supremely confident that Sabattus will achieve long-term economic sustainability for many different reasons. The most significant and most important resource Sabattus has is our very strong, committed, and capable infrastructure of people. The people that serve this Town as employees, elected and appointed officials, and the many volunteer board and committee members are among the finest and most dedicated group of hardworking people I've ever had the pleasure to work with in my 20+ year career.

I thank each of you, our residents, taxpayers and voters, for the great honor and privilege of serving this wonderful community.

Sincerely,



Andrew B. Gilmore
Town Manager



To the Citizens of Sabattus:

Your Town Clerk submits the following reports for the year ending December 31, 2014:

In 2014, 582 dogs and one kennel were licensed and monthly reports and payments were sent to the Maine Department of Agriculture Animal Welfare Program.

Currently, Sabattus has 3,778 registered voters according to the Town's registration records. There are 1,159 Democrats, 200 Green Independent, 911 Republicans, and 1,508 Unenrolled. The Town of Sabattus conducted two elections in 2014, as follows:

June 10, 2014

November 4, 2014

Primary Election & Regional School Unit Budget Validation
General Election & Local Municipal Election

Vital Statistics received from January 1, 2014 through December 31, 2014 have been filed according to requirements and monthly and quarterly reports have been submitted to the Department of Human Services, Office of Vital Records in Augusta, Maine.

Births

54

<u>Marriages (28)</u>	<u>GROOM</u>	<u>BRIDE</u>
02/14/2014	Ernest H. Horr	Rebecca M. McArthur
02/22/2014	Steven T. Leclair	Choanna E. Givens
04/19/2014	Michael A. Beaulé	Shannon L. Poirier
05/16/2014	Gary J. Norton	Andrea E. Neale
05/17/2014	Karl J. Schädlich	Megan F. Emery
06/07/2014	Randolph E. Gayton	Donna D. Brown
06/14/2014	Jared T. Rossignol	Cindy L. Hanlin
6/14/2014	Charles T. West	Abigail L. Poulin
06/28/2014	Craig C. Spencer	Jennifer L. Campbell
07/06/2014	Steve G. Pelletier	Merlene T. Lothridge
07/12/2014	Benjamin K. Boulay	Kendra M. Vallee
07/12/2014	Daniel P. Simpson	Nichelle M. Jones
08/02/2014	Ridge B. Ridley	Kimberly C. McLean
08/10/2014	Paula L. Laroche	Maureen White
08/16/2014	Glen E. Dube	Melanie G. Cabral
08/18/2014	Jason A. Bisson	Kristen M. Panzino
09/03/2014	Kevin P. Fitzsimmons	Kati L. Merrill
09/06/2014	Michael H. Oken	Elizabeth R. Linnell
09/13/2014	Thomas J. Couillard	Beth L. Champagne
09/14/2014	Jeff A. Bernier	Dottie L. Bernier
09/15/2014	Robert C. Pearce	Tracey A. Laprise
09/27/2014	Gary E. Ham	Shelley A. Anderson
10/11/2014	Joshua A. Davis	Jessica M. Neureuther

<u>Marriages</u>	<u>GROOM</u>	<u>BRIDE</u>
10/18/2014	Justin K. Hardt	Kira Lacombe
10/18/2014	David H. Russell	Melanie L. Ridley
10/18/2014	Jamie L. Downs	Tricia D. Gagnon
10/25/2014	Nolan R. Rioux	Kayla A. Gosselin
11/08/2014	Thomas L. Guay	Cameo R. Larrivee

<u>Deaths 39</u>		
01/23/2014	Jane A. Flynn	80
01/29/2014	Patricia E. Davis	76
02/05/2014	Jimmy G. Murphy	76
02/11/2014	Patricia K. Barnes	93
02/11/2014	Reginald J. Corson	88
02/17/2014	Grover L. Miller	86
02/27/2014	Clara E. Bullen	89
03/15/2014	Erica J. Norton	26
03/19/2014	Leonard A. Machowski	64
03/20/2014	John J. Ryan	85
03/25/2014	Richie R. Masse	65
04/05/2014	Francis Clabby	79
04/13/2014	Marjoree A. Tyree	85
04/17/2014	Emile A. Poisson	97
04/18/2014	Phyllis L. Curtis	59
04/23/2014	Hailey V. Goodwin	4 months 9 days
05/13/2014	Susan C. St. Pierre	62
05/26/2014	Marion A. Boucher	86
06/27/2014	Kenneth L. Rucker	48
06/28/2014	Therese Fournier	84
07/05/2014	Colleen F. Saunders	90
07/07/2014	Robert A. Levesque	78
07/09/2014	Michele D. Reed	66
08/13/2014	Mary E. D'Amour	81
09/02/2014	Rita Iadarola	75
09/10/2014	Larry J. Ouellette	65
09/24/2014	Norma J. Davis	54
09/26/2014	Jonathan T. Holmes	59
10/11/2014	E.J. Bolduc	80
10/25/2014	Marie R. Lagassie	80
10/27/2014	Mary Ann Hall	82
11/23/2014	Loren C. Woodbury	55
11/25/2014	Alton W. Bailey	65
11/25/2014	Susan F. Begin	67
11/25/2014	Florence E. Wood	91
11/26/2014	Maurice Lapointe	77
12/07/2014	Frederick Ross	63
12/12/2014	Alphonsine M. Lago	86
12/21/2014	Lois E. Rancourt	96

I would like to thank all citizens of Sabattus for the opportunity to serve our community in the capacity of Town Clerk. I would also like to remind everyone that we offer Notary and Dedimus Justice Services.

Respectfully Submitted,

Suzanne M. Adams, Town Clerk

Code
Enforcement
News

Code Enforcement

Dennis J. Douglass

Code Enforcement Officer, Building Inspector,
Licensed Plumbing Inspector, 911 Addressing Officer

The Code Enforcement Officer/Building Inspector/Licensed Plumbing Inspector administers law relating to land use such as: building codes; shoreland zoning; minimum lot standards; and the Maine Plumbing rules.

A major function of the Code Enforcement Office is to provide information to the public and to assist property owners in making prudent land use decisions. The office receives many requests for information on subjects ranging from land use regulations and building matters to issues involving State and Federal laws.

The office has an extensive collection of reference materials and can provide answers to some fairly complicated questions.

All construction within the boundaries of the Town of Sabattus requires a permit, and in some cases multiple permits. Applicants may contact the Code Enforcement Officer, Dennis Douglass, directly at 207-751-6778 for any questions. The Code Enforcement Office may also be contacted on the Internet at www.sabattus.org.

A permit is required for all new construction / remodeling / demolition / signage

A permit is not required for repairs

A permit is not required for a boundary fence (max. 6' height)

Code Enforcement Hours of operation:

Tuesday - 8:00am to 6:00pm

Wednesday - 6:00pm to 9:00pm

All other times available by phone at 207-751-6778

Inspections are conducted on an as-needed basis as scheduled during regular daytime work hours on any day during the normal work week.



Permits issues for calendar year 2014

Demolition permits	14
Mobile home permits	6
New single family home permits	6
Commercial construction permits	2
Garage permits	4
Storage shed permits	6
Miscellaneous permits	17
Internal plumbing permits	8
HHE200 – Septic system permits	21

FIRE & EMS ANNUAL REPORT



Sabattus Fire & EMS Department

Marc Veilleux, Fire Chief

72 MAIN ST.

SABATTUS, ME 04280

TEL 207-375-4201

FAX 207-375-2505

MVeilleux@Sabattus.org

www.sabattus.org

March 31, 2015

To The Citizens of Sabattus,

2014 has been a very positive year for the Sabattus Fire & EMS Department. This being my 2nd year as your Fire Chief, I have seen many advancements and positive changes within the service. With that said, it is with great pleasure that I submit this Annual Report to the Town of Sabattus.

In December of 2014 the department held its annual holiday gathering for members and their significant others to recognize the sacrifices they all make each and every time the tone goes off for an emergency, training, or a meeting. During the banquet, members were recognized for their achievements.

Awards were as follows:

Fire Officer of the Year: Lieutenant Adam Buckley

Fire Fighter of the Year: Firefighter Lars Deforge

EMS Responder of the Year: EMT Jared Blake

Honorable Mention - most EMS calls responded: EMT Tony Siderio

Junior Firefighter of the Year: Lee Mower

Firefighters Alec Duquette, James Gayton, and Lars Deforge achieved Firefighter 1&2 certification. Currently, there are three members attending the rigorous 240+ hours of training to achieve the certification and will be certified to that level sometime in July 2015. These members show the true dedication and commitment to serving their community. Congratulations to them all for their efforts.

The Sabattus EMS First Responders are trained emergency medical technicians (EMTs) of various levels. They are trained to respond to critical emergency medical calls ranging from cardiac arrests, shortness of breath, seizures, diabetic problems, and many

other critical incidents and injuries prior to the arrival of United Ambulance Service. To date, EMS First Responders have responded to more than 500 calls since its inception, not including fire department emergencies. Currently, there are seven active EMT responders in the program and other members actively enrolled in an EMR first responder or EMT program. Our goal is to have, at a minimum, five additional personnel trained and available to respond in the coming year.

The men and woman of your Fire/EMS Department continue to aggressively seek and learn better ways to serve the community through training, public education, and on-the-job experience. Many of your Sabattus emergency responders work fulltime for other emergency organizations in other communities, as well as hold regular employment positions. This kind of diversity and education from various agencies allows Sabattus responders to be leaders in their field and best serve our town. As your Fire Chief, I am pleased with the forward progress and proactive approach to our expanding community and its needs.

In 2014 we applied for many grants through various agencies such as FEMA, Maine EMA, the forestry service as well as other local organizations. This year we have been awarded more than \$10,000 in grants to better enhance our services as well as creating a safer work environment for responders. Some of the items we were able to purchase are portable generators for on scene and within the Crowley Road station, forestry equipment to include firefighting foam and forestry gear, Hazardous material trainings, other various trainings, and grants to purchase smoke detectors to install in homes within the community. We are still awaiting notifications on other awards to include fire prevention as well as a diesel exhaust removal system for the stations which will remove harmful cancer causing exhausts fumes from the stations. The last two grants mentioned would total well over \$100,000.00 that we are hopeful to be awarded in grant monies. In May of 2014 I was able to secure the donation of a used, fully equipped ambulance from Monmouth Rescue which added another much-needed vehicle and tools, to enhance the first responder program.

I would like to express to you how fortunate the Town of Sabattus is to have such a devoted and hardworking Fire and EMS department. These individuals selflessly have responded to more than 300 emergency calls to include a total of eight structural fires, more than 50 vehicle accidents, 38 mutual aid calls to other communities, amongst many other various emergent calls. This past year, responders spent more than 1,200 hours on scene of emergencies, within Sabattus and the surrounding communities. This does not include their attendance for trainings, informative meetings, and other behind-the-scenes fire related activities. This kind of perseverance demonstrates how committed they are to assuring their safety as well as the safety of the members in our community. Your firefighters continue to put enormous amounts of hours in to being qualified and well-trained.


Just a few of the goals that I have for the upcoming year are to continue to meet with many of the citizens and businesses in Sabattus. With the ongoing challenges of recruitment and retention, I plan to continue to recruit new members as daytime staffing becomes more problematic each and every year. This is not a challenge unique to Sabattus, but every volunteer department nationwide. I still look to further enhance the

current junior firefighter program. The junior firefighters are the future firefighters of the organization. This program helps interested high school students to build a future and a career within the fire service.

Despite time constraints and family obligations, the members of the Sabattus Fire and EMS Department still find time to serve our community and face high risk of injury, or even death, protecting life and property for little monetary compensation. It gives me great pleasure to know that the Town of Sabattus has such dedicated firefighters and EMS professionals working for our community. It is very important that we strive to be progressive and proactive and continue to maintain a high level of service. I continue to say that I am very proud to be part of this organization and honored to serve as your Fire Chief. Please do not hesitate to contact me with any questions or concerns. My goal is to have an open line of communications with everyone.

Should any of you desire to be part of the Brother and Sisterhood in one of the most rewarding fields, or if you are licensed through Maine EMS and are interested in being a part of the Fire and Rescue community either in the emergent or non emergent aspect, please do not hesitate to contact me or fill out an application which is available on the town website. Come join a great group of committed individuals' "Citizens Volunteering to Protect Life and Property" within the community.

Respectfully submitted,

A handwritten signature in black ink, appearing to read "Marc Veilleux", with a stylized flourish at the end.

Marc Veilleux, CFO-1, CFI-1
Fire Chief
Town of Sabattus Fire Department



TOWN of SABATTUS POLICE DEPARTMENT

190 Middle Road • Sabattus, Maine 04280 • Phone: (207) 375-6952 • Fax: (207) 375-2504

Dear Residents of Sabattus,

The Sabattus Police Department continued improving the efficiency and responsiveness of our organization. Changes in infrastructure, staffing, and attitude made these improvements possible and make continued growth realistic. Our goal is to meet and exceed the needs of our community and provide a service in a professional, courteous, and caring manner. The residents of this great Town should expect nothing less than this level of performance from your Police Department.

The collaborative efforts between the Sabattus Police Department and the citizens were recognized recently. The national organization Safe Wise recognized Sabattus among the 12 safest towns in the State of Maine. Sabattus was the only Androscoggin County municipality recognized in this national report. This recognition positively represents the core values of our citizens and their willingness to work with our Department when criminal events occur. We all should be exceptionally proud of this recognition.

In 2014, the Sabattus Police Department aggressively pursued alternative funding sources in minimizing local tax dollars for equipment or additional patrols. In 2014, the Sabattus Police Department received approximately \$10,000 in funding for additional patrols focusing on OUI enforcement; \$3,000 in funding for additional patrols focusing on seatbelt violations and \$1,000 in funding for additional funding for underage alcohol related enforcement and/or prevention. This \$14,000 in additional patrol expenditures increased the number of patrol hours by Sabattus officers without impacting the Town's budget or mil rate. Additionally, the Sabattus Police Department utilized alternate funding sources to greatly assist in the purchase of a low-profile cruiser, two tasers with replacement guarantees, two in-cruiser High Definition video recording systems, two bullet proof vests and a video recording system for the Police Department. These equipment purchases totaled approximately \$42,000 and only 15% were from locally-raised funds. The largest portion of that 15% came from last Town Meeting's approval of using \$5,000 from existing funds in the Capital Equipment account.

The Sabattus Police Department hired a new officer in July. Officer Dennis Mailman is currently attending the 18-week Basic Law Enforcement Police Training Program at the Maine Criminal Justice. He graduates from this training program on May 22, 2015. We anxiously await his return to the Department and further developing his relationship with our residents.

The Sabattus Police Department full-time staff currently consists of Lieutenant Matthew Prince, Detective Sergeant Gary Baillargeon, Officer Ralph Destefano, Officer Jeremy Petty, Officer Melanie Skidgel, Officer Dennis Mailman and Dispatcher/Constable/Administrative

Chief Anthony R. Ward

Sabattus Police Department

Assistant Missy Kelly and me. We additionally have three part-time officers who are Allen Huntington, Andrew Levesque, and Jason Chaloux. All members of our Department thank the residents of Sabattus for your continued support and helping us maintaining Sabattus as a quality location to live. We look forward to enhancing current partnerships and building new partnerships with residents that we have not had the privilege to meet yet.

Statistics

Sabattus remains one of the safest communities in Androscoggin County, according to statistics obtained from Maine Uniform Crime Report. Androscoggin County, as a whole, saw an 8.9% decrease in index crimes reported between 2012 and 2013. The crime rate (average number of index crimes per 100 residents) also decreased by 8.9%.

The initial 2013 crime stats for Sabattus show an increase in total index crimes from 69 to 86 or a 24.6%. The most notable increases occurred in rapes and burglaries. The largest increase in reported index crimes were burglaries. Between 2012 and 2013, burglaries increased from 21 to 33. At the same time, we saw a decrease in larceny/theft from 44 to 42. The clearance rate for 2012 and 2013 are substantially above industry norms and demonstrate the dedication of both our patrol officers and investigators.

Androscoggin County January-December 2013											
Contributing Agency	Estimated Population	Crime Rate	Murder	Rape	Robbery	Aggravated Assault	Burglary	Larceny	M/V Theft	Total Index Crimes	Clearance Rate
Androscoggin County S.O	27,942	-	0	3	4	2	84	137	8	238	28.6%
Auburn	22,948	48.37	0	6	10	20	197	858	17	1,110	45.6%
Lewiston	36,422	36.76	0	19	20	62	313	848	56	1,339	21.9%
Livermore Falls	3,161	28.47	0	0	0	2	15	71	2	90	23.3%
Lisbon	8,923	11.77	0	3	1	3	14	80	4	105	44.8%
Mechanic Falls	3,013	15.21	0	1	0	5	11	19	1	38	55.3%
Sabattus	5,060	17.00	0	3	0	3	33	44	3	86	51.2%
State Police- Andro. County	27,942	-	1	1	1	3	36	65	8	118	29.7%
Androscoggin County Totals	107,469	29.07	1	36	36	100	703	2,122	99	3,124	33.1%

The finalized analysis and comparisons with other communities in Androscoggin for 2014 will not be available until later in the year. The preliminary analysis for 2014 Sabattus crime

statistics shows a 33.7% reduction in index crimes between 2013 and 2014. Even more impressive is the clearance rate of the 75.4 % of all reported index crimes.

Almost as important as the clearance rate is the rate of recovered possessions relating to property crimes. In 2014, approximately \$37,829 in cash and property was reported stolen. Approximately 28% of the reported stolen items were cash and this is problematic in the recovery process. Overall, the Department recovered approximately 45% percent of all reported stolen possessions. The greatest rate of recovery was in reported thefts of jewelry of precious metals. Our officers and investigators recovered approximately 78.8% of the reported \$7,875 in jewelry stolen.

Arrests

Type of Crime	Number of Arrests
OUI	36
Criminal Traffic	60
Warrant/Violation Conditional Release	51
Drugs	30
Crimes Against Property	18
Crimes Against Persons	8
Public Order	19
Domestic Violence Related	22
Total	244

The Department experienced a decrease of approximately 20% in the calls for service. In 2014, the Sabattus Police Department responded to 4,089 calls for service. Below is a table outlining the most common calls for police services:


Calls for Service

Call Type	2011 Totals	Call Type	2011 Totals	Call Type	2011 Totals
911 Hang Up	49	Death Investigations	4	M/V Crash	180
Alarms	28	Disorderly Conduct	103	M/V Theft	2
Animal Calls	189	Disturbance	27	Other	80
Assist Citizen	434	Disabled M/V	22	Parking Complaints	6
Assist Other Agency	194	Domestic Disturbance	43	Protection Order Complaints	5
Assist w/Mentally ill	12	Erratic Operation/Possible OUI	80	Recovered Stolen Motor vehicle	1
Assault	13	Escort/Transport	76	Serve Protection from Abuse Order	24
Attempt to Locate	49	Extra Patrol Requested	7	Serve Protection Harassment Order	6
Bad Checks	9	Field Interviews	16	Serve Subpoena	121
Bail Condition Checks	9	Fire, Auto	2	Serve Summons	9
Burglary of M/V	2	Fire, All Except Auto	49	Serve Warrant	34
Burglary	12	Fireworks	19	Sex Offenses	6
Check on Welfare	41	General Info	45	Suspicious Activity	278
Civil	16	Harassment	48	Theft/Larceny/ Forgery/Fraud	70
Community Policing	113	Hazards	89	Traffic Control	31
Computer/Internet complaints	5	Juvenile Offenses	5	Motor Vehicle Stops	1056
Confidential Crime Info	39	Liquor Law Violations	5	Traffic Offense (reported)	25
Controlled Substance Offense	3	Lost/Found Property	26	Trespassing	18
Criminal Mischief	18	Medical Emergency	221	Violation Conditional Release	8
Criminal Threatening	5	Missing Person	24	Weapons Offense	2
Total Calls					4133

Respectfully Submitted,



Anthony R. Ward
Chief of Police



Public Works Department Annual Report

Town of Sabattus Citizens,

We experienced more staffing changes this past year. One of our employees returned to the State Dept. of Transportation in September. We hired one new full time truck driver/laborer in October to fill the vacancy and one fulltime/seasonal truck driver/laborer for the winter months only. Becky Smith helped on a part-time, as-needed basis to clear the sidewalks. The rest of the crew consists of Tim Pinard (lead equipment operator), Matt Gaydos (truck/driver laborer), Robert Marthia (truck/driver laborer) and Chuck Cox (Mechanic) and me, your Road Foreman.

Some of the past year's highlights:

Spring

During this time period, ground is thawing and beginning to dry. It's too early for heavy excavation work. Work during this period includes: general maintenance of PW grounds and buildings, Martin's Point cleanup and dock setting. We rent a street sweeper and also use our small sweeper for townwide cleaning including the Fire Dept. and Town Office. Road maintenance is done by filling potholes and putting up "bump" signs. Our trucks and plows are cleaned, painted, and fixed from winter wear.

Summer

Roadside grading is done at this time with our 1968 CAT grader. Gravel is added when needed. Roadside mowing was done with our Ford tractor and we also rented a boom mower and tractor to get in and beyond the ditch line. Ditching is done in problem areas along with changing culverts. Brush cutting is also done at this time. The mowing and maintenance of seven Town cemeteries, work that was previously contracted out, was taken back under the Department crew to clean, maintain, and mow.

Winter

Snowplowing and sanding roads were done with a small crew, consisting of me, two truck driver-laborers, one equipment operator, and two part-time drivers. But despite on heck of a Maine winter, we got the job done! This past winter and the blizzard of 2014 was really tough to keep up with, but the crew did an outstanding job. I'm very proud of our men and women and honored to work with each of them. We used most of our salt and sand stores before the winter ended and we had several mechanical breakdowns. But our crew pulled together in each and every instance and persevered. I sincerely thank the members of this community for your continued support and understanding through the tough winter months with such a small crew and aging equipment.

Major D.O.T. Projects for 2015 season;

- Main Street sidewalks
- Pleasant Hill Road Reconstruction

I would like to thank everyone at Public Works for their hard work and dedication, the Board of Selectmen, the Town Manager, the Town Office Staff, and the members of our community for your support.

Thank you,

Gary LaBonte, Road Foreman



Transfer Station



To the Citizens of Sabattus:

Recycling tonnage rate was 42% for 2014 (the most current statistics available) which was 8% below the State of Maine recycling goal. With the help of citizens, I know we can collectively work together to improve our recycling rate which will:

1. increase our revenue;
2. decrease our household waste; and
3. reduce the tipping fees charged to the Town to dispose of waste.

2014 Recycling Statistics (Rounded)

Cardboard	42 tons
Newspaper/Magazines	53 tons
Mixed paper	42 tons
Glass	13 tons
Tin/Aluminum	11 tons
Plastic 1-7	40 tons
TVS/ Computers/ Light Bulbs	5 tons
Metal Recycled	80 tons

By removing recyclables from the mainstream waste, citizens saved \$13,000 in disposal tipping fees and collected \$38,000 from the sale of recycled materials and wood/demo/electronic/metal fees. That's a total of \$51,000 in direct financial benefit to the citizens of Sabattus by recycling!

Friendly Reminders:

- Clear trash bags are required and are available for sale at the transfer station.
- Syringe users: Please use a container of hard plastic such as a laundry detergent bottle with a cap, place your used syringe inside the bottle, and secure with the cap before disposal. This should be disposed in the household waste stream.

I would like to thank my outstanding staff for doing another great job this year: Leadman Robert Stevens, William Stuart, Clifford Michaud, Leroy Couillard and Richard Pinard. Any resident seeking information regarding the Transfer Station, please leave a message for Jerry at 207-375-2507 or visit the Sabattus Town web-site at www.sabattus.org/our-government/transfer-station.

Respectfully submitted,

Jerry Sabins
Transfer Station Manager

ASSESSORS' AGENT & TAX COLLECTOR'S ANNUAL REPORT

The Town of Sabattus maintains permanent records with title information, descriptions of land and buildings, and the valuation of all properties taxable and exempt, tax maps, lists of property, property tax cards, commitment books, exemption applications and proof of qualifications.

Property Tax Exemptions

Homestead Exemption

Under this law, homeowners are eligible for a \$10,000 reduction in valuation. In order to qualify you must have owned property in Maine for at least twelve months prior to April 1st and make the property you occupy your permanent residence.

*(Subject to change pending the Legislative Action)

Veteran's Exemption

A home owner may be eligible for a reduction in the valuation of their property if they:

- Have their permanent residence in Sabattus on April 1st
- Are a veteran who was honorably discharged
- Served during a recognized war period in the U.S. Armed Forces
- Are 62 or older or an unremarried widow/widower of a qualifying veteran
- Are under 62 but 100% disabled due to a service>-related disability

An application along with proof of service and discharge, such as a copy of their DD214 must be provided for veterans who service during World Wm: II or later the exemption is a \$6,000 reduction in valuation.

Paraplegic Veteran

A veteran who received a federal grant for a specially adapted housing unit may receive an exemption of \$50,000 in valuation.

Blind Exemption

A homeowner who is determined to be legally blind by a medical doctor receives a \$4,000 exemption.

All of the above exemptions require a completed application and may require additional information to support the claim for exemption. All applications must be submitted to the Town Office no later than April 1st of any given year.

Current Use Programs

The State of Maine offers the following "current use programs" which give the property owner a reduction in their assessed value. Applications for all these programs are available at the Town Office or at the Maine Revenue Services web site www.maine.gov and must be filed on or before April 1st. In order to be eligible each program has certain criteria that must be met and any change in use of the land warrants withdrawal from the program and a penalty assessed.

Tree Growth

This program provides for the land owner with at least 10 acres of forested land who wishes to maintain land for the planting, culture and continuous harvesting of trees. A Forest Management and harvest Plan must be prepared and submitted with the application. Applications must include a map of the parcel indicating the forest type breakdown as well as all other areas not classified as tree growth. The 100% valuation per acre for each forest type by county is determined by the State Tax Assessor each year. If the classified parcel no longer meets the criteria of eligibility or the landowner withdraws from the program a penalty on an amount between 20 and 30% of the difference between the tree growth value and the fair market value will be assessed depending on the amount of time in the program.

FarmLand

In the farmland program the land must be used for farming, agriculture, horticulture and can include woodland and wasteland. At least 5 contiguous acres of land is required and the tract must contribute at least \$2,000 gross income from farming activities per year in one of the two or three of the five calendar years preceding the date of application. If the property no longer qualifies as farmland or the landowner withdraws from the program then a penalty equal to an amount of taxes that would have been paid in the last five years had it not been in the program, less the taxes that were originally assessed, plus any interest on that balance will be assessed.

Open Space

Under this program no minimum acreage is required and the tract of land must be preserved or restricted in use to provide a public benefit such as public recreation, scenic resources, game management or preserving wildlife habitat. Classified land is valued by reducing the fair market value in accordance with a cumulative percentage reduction for which the land is eligible according to certain categories.

- Ordinary Open Space-20% reduction
- Permanently Protected-30% reduction
- Forever Wild-20% reduction
- Public Access - 25% reduction

If the property met all of the above requirements, the owner would see a cumulative reduction of up to 95% on the classified land. If the classified parcel no longer meets the criteria of eligibility or the landowner withdraws from the program a penalty of an amount between 20 and 30% of the difference between the open space value and fair market value will be assessed depending on the amount of time in the program.

Respectfully Submitted,
Donna Moore Hays, CMA, Assessors' Agent to the Board of Assessors/Selectmen
Judy D. Fournier, Tax Collector

COMMITMENT AND TAX SUMMARY FY 2013/2014

Fiscal Year:	July 1, 2013 to June 30, 2014
Tax Rate:	\$16.35 per thousand dollars of valuation after applicable exemptions
Due Dates:	October 3rd 2013 & March 3rd 2014
Interest Rate:	7%
Assessment Date:	April 1, 2013
Commitment Date:	August 22, 2013
Assessment Ratios:	100%
Exemption Ratio:	100%
Homestead Exemption Amount:	\$10,000
Veterans Exemption Amount:	\$ 6,000
Blind Exemption Amount:	\$ 4,000
<u>Total 2014 Tax Year Valuation</u>	
Real Estate	\$ 291,301,500.00
Personal Property	\$ 1,659,016.00
Abatements:	\$ 18,129.05
Supplements:	\$ 15,014.73
Motor Vehicle Excise Tax Collected:	\$ 715,942.71
Motor Vehicle Agent Fees Collected:	\$ 16,467.00
Boat Excise Tax Collected:	\$ 4,520.20
Agent Fees for IFW:	\$ 1,934.95
Motor Vehicle Transactions:	4,701
Inland, Fisheries & Wildlife Transaction:	1,273

Assessments as of April 1, 2014

Owner	Land	Building	Exemptions	Assessment
867 SABATTUR ROAD, LLC	50,600	308,000		358,600
A D ELECTRIC INC	32,000	188,000		220,000
AARON, OWEN	32,900	118,800		151,700
ABBOTT LARRY JR	38,800	158,800	10,000	187,600
ABBOTT RONALD A JR	31,600	49,600	10,000	71,200
ADAMS BEVERLY A	32,000	46,700	10,000	68,700
ADAMS BRIAN	21,600	101,800	16,000	107,400
ADAMS CLYDE M	92,000	61,600	10,000	143,600
ADAMS JOSHUA M	32,200	120,700	10,000	142,900
ADAMS LARISSA	31,600	31,500	10,000	53,100
ADAMS SUZANNE	36,700	79,300		116,000
ADAMS, LANCE A	60,200	73,500		133,700
ADKISSON JANICE L	98,300	143,100		241,400
AFFORDABLE HOMES INC	39,600	170,600		210,200
AGNEW CHARLES JR	65,900	211,400	10,000	267,300
ALBERT BRITTA	31,600	84,900	10,000	106,500
ALBERT JERRY	29,300	50,700	10,000	70,000
ALBERT ROBERT J		25,800		25,800
ALDEN JOHN	28,500	126,700	10,000	145,200
ALEXANDER PHYLLIS	24,600			24,600
ALEXANDER SCOTT B.	31,600	57,300	10,000	78,900
ALIBERTI ANTHONY J.	116,000			116,000
ALLAIRE DANNY	32,000	190,500	10,000	212,500
ALLARD CINDY M	31,400	96,500		127,900
ALLEN GLEN SR	69,300			69,300
ALLEN GLEN SR	9,400			9,400
ALLEN GLEN SR	74,000	173,300	10,000	237,300
ALLEN JEREMY	35,400	42,200	10,000	67,600
ALLEN JOEL	4,100			4,100
ALLEN JOEL K	4,700			4,700
ALLEN RICHARD	22,300	135,700		158,000
ALLEN, RICHARD B	28,500	16,700		45,200
ALLIANCE FOR BETTER HOUSING	32,200			32,200
ALL-IN INVESTMENTS, INC	31,400	170,300		201,700
ALLRED, MICHAEL	32,200	83,900	10,000	106,100
ALWARD ROBERT	30,700	52,800	10,000	73,500
AMAYA CHRISTINE	31,600	41,000	10,000	62,600
AMES CHRISTOPHER W	32,400			32,400
AMES CHRISTOPHER W. & Michelle A	83,000	110,600		193,600
AMES LAURA	32,500	97,800	10,000	120,300
AMES MICHELLE A	33,700	400		34,100
AMES MICHELLE A	32,600	33,000		65,600
AMES MICHELLE A	32,200	40,200		72,400
AMES MICHELLE A	51,200	255,500	10,000	296,700
AMES TINA	32,200	101,400	10,000	123,600
AMES TRACY A.	35,500	120,700		156,200
AMES, MICHELLE A	31,600	23,800		55,400
AMES, CHRISTOPHE W	32,800	46,200		79,000
AMN PROPERTIES, LLC	54,800			54,800

Assessments as of April 1, 2014

Owner	Land	Building	Exemptions	Assessment
AMOS SCOTT		24,100	10,000	14,100
ANCTIL DARICE	31,700	65,400	10,000	87,100
ANCTIL PAULA J	32,200	108,200	10,000	130,400
ANCTIL STEVEN R SR	32,200	47,100	10,000	69,300
ANDERSON TIMOTHY D	31,700	99,700		131,400
ANDERSON, OLE T.		62,700	16,000	46,700
ANDREWS TIMOTHY	31,600	76,300		107,900
ANDROSCOGGIN LAND TRUST	57,500		57,500	
APPLEBEE WILLIAM H	32,200	114,400	10,000	136,600
APSI	28,200	223,500		251,700
ARBOUR, JASON M.	32,200	111,000		143,200
ARCHIBALD TIMOTHY J	32,200	40,700	10,000	62,900
AREL DONALD	21,100	140,000		161,100
AREL MARK J	27,000	70,900	10,000	87,900
ARIPEZ MICHAEL	32,500	178,900		211,400
ARMSTRONG SUSAN		24,800	10,000	14,800
ARNOLD TODD	33,400	148,000		181,400
ARSENAULT PAUL R	32,800	185,800	10,000	208,600
ASHTON CHARLES	32,700	101,800	10,000	124,500
ASHTON KEVIN CHARLES	70,600	105,900	10,000	166,500
ASHTON MARGARET E	22,300	85,400	16,000	91,700
ASHTON SCOTT	35,400	130,100	10,000	155,500
ASSELIN RAYMOND F	33,900	255,100	16,000	273,000
ASSELIN, GLEN P.	50,100	175,800		225,900
ATWOOD DENNIS	33,700	166,800	16,000	184,500
ATWOOD DENNIS JOHN	27,500			27,500
ATWOOD HORACE J.	32,700	93,000	10,000	115,700
ATWOOD STEPHEN J	30,700	117,800	10,000	138,500
AUBE MARK	31,600	53,800		85,400
AUDET RICHARD G. TRUSTEE	32,700	326,300	10,000	349,000
AUDETTE ALBERT	29,900	108,200	10,000	128,100
AUSTIN ADAM I	31,900	165,200		197,100
AUSTIN ADAM P	32,800	49,700	10,000	72,500
AUSTIN ALLEN	34,200	247,700	10,000	271,900
AUSTIN BENJAMIN K	26,800	69,700		96,500
AUSTIN BRUCE	29,300	70,900	10,000	90,200
AUSTIN COREY A	80,200	127,500	10,000	197,700
AUSTIN MARK	31,400	109,100		140,500
AUSTIN, MICHAEL	28,500	23,600		52,100
AVERILL PAMELA A	42,100	140,800	10,000	172,900
AVERILL SANDRA	32,200	58,400	10,000	80,600
AYER CHARLES		25,900	10,000	15,900
AYOTTE ROBERT	29,300	91,400	10,000	110,700
AYRES MICHAEL	32,400	150,900		183,300
BABCOCK DONALD	31,600	41,400	16,000	57,000
BACHMANN HOLLY L TRUSTEE	32,300	38,300		70,600
BADE JOHN E JR	112,200			112,200
BADE TERESA L	38,000	121,800	10,000	149,800
BADE, JOHN	32,500	117,900		150,400

Assessments as of April 1, 2014

Owner	Land	Building	Exemptions	Assessment
BAILEY HOLLY	33,600	218,900		252,500
BAILEY III LINWOOD	126,600	86,000		212,600
BAILEY JANICE R	38,000	32,800		70,800
BAILEY TODD		33,200		33,200
BAILEY WILLIAM	80,500	141,600	10,000	212,100
BALDWIN NANCY	31,600	85,400	10,000	107,000
BANGS LYNN B	36,200	128,700		164,900
BANKS JANE K	66,900	151,200	10,000	208,100
BAPTIST CHURCH	22,200	324,000	346,200	
BARIL RICKEY	38,200	24,800		63,000
BARIL WENDY A.	36,600	47,400	16,000	68,000
BARIL, JEFFREY S	22,300	180,900	10,000	193,200
BARKER JESSICA	31,900	82,200	10,000	104,100
BARNAT PAUL		27,600		27,600
BARNETT AARON	33,700	52,700	10,000	76,400
BARNETT JOYCE R	24,600			24,600
BARNETT JOYCE R	66,900	63,400	10,000	120,300
BARTLEY KATHY	33,800	50,100	10,000	73,900
BASTIEN KENNETH L		25,200	10,000	15,200
BATES RHONDA E	54,000	126,500		180,500
BEACH PAULINE	37,900	132,600	10,000	160,500
BEACH PETER	31,700	132,300		164,000
BEACHENE RHONA		26,600	10,000	16,600
BEACHWOOD INVESTMENTS LLC	28,500	35,200		63,700
BEAHM ANDREW	32,200			32,200
BEAHM ANDREW C.	57,100	27,600		84,700
BEATTY, LOIS	28,400	163,600	16,000	176,000
BEAUCHESNE RONALD R	32,200	167,100	10,000	189,300
BEAUDETTE, MURIEL		29,400	10,000	19,400
BEAUDOIN LEE	2,900	2,900		5,800
BEAUDOIN LEE	120,500	70,300	10,000	180,800
BEAUDOIN RICHARD	35,500	36,800	10,000	62,300
BEAULE ARLENE	28,500	29,200	10,000	47,700
BEAULE BRUCE	32,200	196,700		228,900
BEAULE DONALD L	34,500	116,100	16,000	134,600
BEAULE SHANNON L	31,600	156,900	10,000	178,500
BEAULE SHIRLEY	3,300			3,300
BEAULE SHIRLEY	44,400	88,400		132,800
BEAULE SHIRLEY	35,700	199,900	16,000	219,600
BEAULIEU ANTHONY	33,000	157,100	10,000	180,100
BEAULIEU CARLINE	26,800	48,200	10,000	65,000
BEAULIEU JOHN J	20,100	109,500	10,000	119,600
BEAULIEU JOSEPH	33,000	73,400		106,400
BEAULIEU NORMAN J	96,100	100,000	10,000	186,100
BEAULIEU, JASON	60,800			60,800
BEAULIEU, ROLAND	33,300	125,600	16,000	142,900
BEAUPARLANT RICHARD	32,200	152,300	10,000	174,500
BEAUPRE PATRICK	40,500	210,000		250,500
BEAUPRE PATRICK	31,600	68,200	10,000	89,800

Assessments as of April 1, 2014

Owner	Land	Building	Exemptions	Assessment
BECHARD JIM	32,000	88,100	10,000	110,100
BECHARD JOSEPH	32,400	40,500	16,000	56,900
BECHARD TERRI LYNN	32,400	134,800		167,200
BECHARD, MARK D	31,600	48,900		80,500
BECHARD, WILLIAM C.	32,600	169,500	10,000	192,100
BEDARD NORMAN		25,300		25,300
BEDARD ROBERT N	28,500	138,900	10,000	157,400
BEDARD RONALD	76,500	22,700	16,000	83,200
BEGANNY JEFFREY	32,200	137,700		169,900
BEGERT FRANK	28,500	94,900	10,000	113,400
BEGIN GERARD	36,600	199,200	10,000	225,800
BEGIN GERERD	380,700	162,500		543,200
BEGIN JOHN L	62,600	85,000	10,000	137,600
BEGIN LEO	30,700	98,000	10,000	118,700
BEGIN PAUL R	32,200	164,400	10,000	186,600
BEGIN ROGER JR	31,900	182,400	10,000	204,300
BEHNE CHRISTOPHER J	31,700	132,300		164,000
BEHR RICHARD	33,700	94,600	16,000	112,300
BELANGER LUCIEN	33,400	156,800	16,000	174,200
BELANGER MARC	32,500	193,100	10,000	215,600
BELISLE MONIQUE A		87,700	16,000	71,700
BELL RICHARD	31,600	146,600		178,200
BELL ROBERT N		95,100	16,000	79,100
BELLEFLEUR DONNA	26,800	88,000	10,000	104,800
BELLEFLEUR, RICHARD J, JR	56,000	82,500		138,500
BELLEMARE NORMAND P	33,700	95,600	10,000	119,300
BELLMORE TIMOTHY	32,700	45,100	10,000	67,800
BENDA DALE T	32,200	114,700	10,000	136,900
BENETTE MARK A	31,400	85,000		116,400
BENNETT JASON	31,500	132,500	10,000	154,000
BENNETT MATTHEW	130,800	157,300	10,000	278,100
BENNETT, BRANDEN S	29,300	91,500	10,000	110,800
BENOIT ALITIA	32,200	109,500	10,000	131,700
BENOIT, AILITIA R.	31,700	44,700		76,400
BENTLEY ERIN		30,300	10,000	20,300
BENTZ DELLA		76,800	16,000	60,800
BENZIGER ERIC C	31,600	30,000		61,600
BERGERON ALBERT	37,400	141,500	10,000	168,900
BERGERON JEFFREY	32,200	26,800	10,000	49,000
BERGERON KENNETH III	32,200	146,300	10,000	168,500
BERGERON ZAK E	32,200	116,300		148,500
BERNIER DAVID	33,900	154,900	16,000	172,800
BERNIER SHEILA	32,200	57,000	16,000	73,200
BERRY PAUL		24,900	16,000	8,900
BERRY PHILIP H	22,300	127,500	10,000	139,800
BERRY, JEAN	32,200	61,200		93,400
BERUBE, RAYMOND		42,900	10,000	32,900
BICKFORD ERVING	91,200			91,200
BICKFORD ERVING	76,100			76,100

Assessments as of April 1, 2014

Owner	Land	Building	Exemptions	Assessment
BICKFORD GEORGE	83,300	133,000	10,000	206,300
BICKFORD GEORGE	16,400	1,100		17,500
BIGELOW SUSAN E	31,900	139,300	10,000	161,200
BILLINGTON JR, SHAWN E	31,600	49,200		80,800
BILODEAU DAVID	32,200	157,200	10,000	179,400
BILODEAU GERARD M	32,200	49,000	10,000	71,200
BILODEAU JULIEN	31,600	94,100	10,000	115,700
BILODEAU MICHAEL H	34,500	144,300	10,000	168,800
BILODEAU, RONALD		22,100	16,000	6,100
BINETTE EVELYN L	124,000	23,800		147,800
BINGELIS MARK	37,500	99,100	10,000	126,600
BISSON JAMES	41,800			41,800
BISSON JAMES R	57,600			57,600
BISSON MARC W	32,200	84,600	10,000	106,800
BISSON, JAMES R.	35,700	278,200		313,900
BIZIER DAVID	36,300	133,700	10,000	160,000
BLACK AMANDA N	33,900	215,600		249,500
BLACK CYNTHIA JEAN		70,800	16,000	54,800
BLACK DALE	43,300	68,400	10,000	101,700
BLACK GARY A	34,800	111,100	10,000	135,900
BLACK JENNIFER E	33,500	127,300		160,800
BLACK KEVIN M	32,200	40,500	10,000	62,700
BLACK LESLIE H	83,500	155,200	10,000	228,700
BLAIS F. VINCENT		83,700	20,000	63,700
BLAIS GARY	34,800	98,700	10,000	123,500
BLAIS MICHAEL P	34,900	148,000	14,000	168,900
BLAISDELL, GEORGE		86,800	16,000	70,800
BLANCHARD LINDA	81,800	42,900		124,700
BLANCHETTE RICHARD		89,200		89,200
BLANCHETTE ROGER	32,200	93,000	16,000	109,200
BLAZER KEVIN	60,200	39,100		99,300
BLONDIN STEVEN M	26,800	86,100	10,000	102,900
BLOUIN JASON		48,800	10,000	38,800
BLOUIN LEO		24,600	10,000	14,600
BOBB, JAMES M.	22,300	108,100		130,400
BOBINGER SUE		42,500	10,000	32,500
BOC WILLIAM TRUSTEE	120,500	105,200		225,700
BOILARD ADELARD		28,900	10,000	18,900
BOILARD DONALD R	83,700	52,600		136,300
BOISVERT MICHAEL	36,400	201,200	60,000	177,600
BOISVERT PHILIP R	31,100	57,200		88,300
BOLDUC ARTHUR	41,400	160,900		202,300
BOLDUC ARTHUR	31,700			31,700
BOLDUC ARTHUR A	32,200			32,200
BOLDUC JOAN		19,200	16,000	3,200
BOLDUC LEO P	32,300	72,200	10,000	94,500
BOLDUC PATRICK	63,400			63,400
BOLEN JIMMIE L	31,600	137,000	10,000	158,600
BOLTE MICHAEL	32,300	44,000		76,300

Assessments as of April 1, 2014

Owner	Land	Building	Exemptions	Assessment
BONENFANT GERARD D	29,000	114,600	10,000	133,600
BONSAINT J RONALD	15,100			15,100
BONSAINT RONALD J	37,400			37,400
BOOKER RANDALL	28,500	154,900	10,000	173,400
BOOKER RANDALL S	30,400	31,400		61,800
BOOKER, SEAN	26,800	133,800	10,000	150,600
BORNSTEIN ROBERT I	32,400	167,900	10,000	190,300
BOSSE THOMAS G	33,000	116,800	10,000	139,800
BOSSEE DAVID	32,300	116,200	10,000	138,500
BOSSIE KIMBERLY	28,700	128,600		157,300
BOSTON, LYNN S.	33,000	208,200	10,000	231,200
BOUCHARD CATHY	28,700	77,100	10,000	95,800
BOUCHARD JIMMY A	28,500	156,700	10,000	175,200
BOUCHARD LAURA L	32,600	102,400		135,000
BOUCHARD LESTER G.	125,500	31,200		156,700
BOUCHARD MAURICE		59,900	10,000	49,900
BOUCHARD RANDY S	165,400	64,900	10,000	220,300
BOUCHARD ROSAIRE		89,200	16,000	73,200
BOUCHER RICHARD R.	32,200	115,000	16,000	131,200
BOUCHER SIMONE	22,300	72,600		94,900
BOUCHER TIMOTHY	32,400	22,300		54,700
BOUCHER TIMOTHY	45,700	275,000		320,700
BOUCHER TIMOTHY C	35,600	140,700		176,300
BOUCHER, GARY P	34,300	59,100	10,000	83,400
BOUCHER'S FOOD SERVICES INC	34,300	168,200		202,500
BOUGOIN JEAN PAUL	32,500	108,300	10,000	130,800
BOULANGER JILL M	32,200	150,300		182,500
BOULANGER MAURICE	34,500	73,200	16,000	91,700
BOULANGER, JASON	32,200	59,000		91,200
BOULETTE ROBERT	8,700		8,700	
BOULETTE ROBERT L	86,700	129,400		216,100
BOULETTE SUSANE	14,900			14,900
BOULEY PAULINE		34,000	10,000	24,000
BOURGAULT EUGENE		26,200		26,200
BOURGOIN JOSEPH L	120,500	98,100	16,000	202,600
BOURGOIN LEONARD	37,900	91,400	10,000	119,300
BOURGOIN ROGER JR	23,200	67,400	10,000	80,600
BOURGOIN, BOB	34,300	65,500		99,800
BOURGOIN, DEREK	26,100	63,300		89,400
BOUSQUET SCOTT	32,000	50,000	10,000	72,000
BOUTIN DAN		34,300	10,000	24,300
BOUTIN DAN		16,800		16,800
BOUTIN DAN		9,100		9,100
BOUTIN DANIEL	33,300	8,500		41,800
BOUTIN DANIEL	33,500	162,700		196,200
BOUTIN DANIEL	371,900	442,700		814,600
BOUVIER ZEPHYR	107,100	65,000	16,000	156,100
BOWERS CLAYTON	34,200	109,600		143,800
BOY SCOUTS OF AMERICA	155,800		155,800	

Assessments as of April 1, 2014

Owner	Land	Building	Exemptions	Assessment
BOYD JAMES	35,100	122,600	10,000	147,700
BRACKETT DANIEL B.	31,600	43,800	10,000	65,400
BRADSTREET MICHAEL	31,600	62,100	10,000	83,700
BRAGDON ELAINE M	20,100	69,800	10,000	79,900
BRAGG JOYCE	24,600	54,700	10,000	69,300
BRAMLETT BRETT A	33,300	93,800	10,000	117,100
BRAWN JUSTIN	35,800			35,800
BREAU CHRISTOPHER R.	35,000	89,500		124,500
BRETON DONALD L	32,500	68,800		101,300
BRETON JASON L	31,600	42,000		73,600
BRETON JOSEPH	32,200	105,700	16,000	121,900
BRETON MARCEL		54,100	16,000	38,100
BREWER JAMES H	33,100	139,700	10,000	162,800
BREWER KEVIN	30,300	94,300	16,000	108,600
BREWER, ETHEL		33,000		33,000
BRIENZA, PHILLIP III	31,700	103,000		134,700
BRIGHT JEREMY & SHERRI		19,300		19,300
BRISSETTE, CURTIS C.	34,800	228,600	10,000	253,400
BROOKS STEPHEN R	32,200	76,200		108,400
BROUSSEAU CARL A	30,700	215,100		245,800
BROUSSEAU ROBERT		39,400		39,400
BROUSSEAU ROLAND L JR	31,600	76,300	10,000	97,900
BROWELL JAUNITA	32,800	61,000	10,000	83,800
BROWN SR DAVID E.	32,200	32,500	10,000	54,700
BROWN SR DAVID E	38,200	194,200	10,000	222,400
BROWN CHERYL	32,200	90,900	10,000	113,100
BROWN DAVID E SR	40,700	39,100		79,800
BROWN ERIC R	34,800	81,600	10,000	106,400
BROWN F/N/A WARD JILL	2,900			2,900
BROWN KATRINA		38,700	10,000	28,700
BROWN MERTON A III	38,000			38,000
BROWN TIMOTHY	31,400	121,900	16,000	137,300
BRULE RICKY	47,600	127,900	10,000	165,500
BRYANT PAMELA J	32,400	88,700		121,100
BUBIER EVELYN		25,500		25,500
BUBIER HOLLY	22,300	51,200	10,000	63,500
BUBIER LISA J	32,000	68,900	10,000	90,900
BUBIER WALTER	30,700	90,900	10,000	111,600
BUCK MARILYN J	32,200	106,500		138,700
BUCK, MATTHEW	30,700	196,900		227,600
BUCKEYE PIPELINE TRANSPORTATION		133,500		133,500
BUCKINGHAM MICHAEL	37,500	109,600	10,000	137,100
BULICK PAUL	5,300			5,300
BUREAU JANET	33,700	176,900	10,000	200,600
BURNHAM, BRANDON	39,400	101,900		141,300
BURNS, TODD M.	34,300	161,600	10,000	185,900
BURT WAYNE R	19,300	80,300	10,000	89,600
BUSSIÈRE DONALD	35,900	91,400	10,000	117,300
BUTEAU LISA A	33,200	117,100	10,000	140,300

Assessments as of April 1, 2014

Owner	Land	Building	Exemptions	Assessment
BUXBAUM ALEXANDER	32,200	48,100		80,300
CABRAL ROBERT E	32,200	54,900	10,000	77,100
CAMIRE JACQUELINE M		110,800	16,000	94,800
CAMP DENNIS	66,900	106,000		172,900
CAMPBELL AMY S	32,600	75,600	10,000	98,200
CAMPBELL JENNIFER L	31,400	39,200		70,600
CAMPOLI JOHN F	32,400	80,800		113,200
CANEDY PAUL	32,800	137,300	16,000	154,100
CANTIN, BRUCE E.	32,200	130,200	10,000	152,400
CARBONNEAU JEANNE CHRISTINE	32,200	61,900		94,100
CAREY KRISTEN	36,400	153,000	10,000	179,400
CARNEY LEO JR	32,400	78,800	10,000	101,200
CARON DANNY L	32,200	77,800	16,000	94,000
CARON DEBBIE	26,800	83,000	10,000	99,800
CARON DONALD D	34,000	221,700	16,000	239,700
CARON GEOFFREY S	22,300	93,800		116,100
CARON RALPH	30,700	112,000	16,000	126,700
CARON RALPH L	24,400	40,100	16,000	48,500
CARON RICHARD E	30,700	179,500		210,200
CARON ROBERT	28,400	36,400	16,000	48,800
CARON RONALD		34,800	10,000	24,800
CARON RONALD M	28,500	110,000	10,000	128,500
CARON STEVEN H	36,100	182,900	10,000	209,000
CARON, SYLVIA P	32,200	47,500	10,000	69,700
CARPENTIER TERRY		41,100	10,000	31,100
CARPENTIER, EUGENE		26,700	16,000	10,700
CARRIER CARMEN		25,600	10,000	15,600
CARRIER LAURENT	26,800	79,900	10,000	96,700
CARRIER PAMELA	31,600	39,300	10,000	60,900
CARRIER RAYMOND		22,200	10,000	12,200
CARROLL-BRACKLEY CORY	20,100	95,700		115,800
CARTER JAMES M	37,900	145,900	10,000	173,800
CARVALHO, CONRAD		82,900	10,000	72,900
CARVER MICHAEL W	31,600	39,300		70,900
CARVILLE DEBRA R	31,600	67,000		98,600
CASEY CAROL	28,700	171,800	200,500	
CASS WILLIAM C	28,500	92,300	10,000	110,800
CASSIDY THOMAS	36,900			36,900
CASTAGNO, RUTH		51,300	10,000	41,300
CASTONGUAY ALCIDE L	31,400	158,500	10,000	179,900
CASTONGUAY ANGELA D	41,700			41,700
CASTONGUAY DENIS	36,000	171,500	10,000	197,500
CASTONGUAY ERIC J.	30,700	103,000		133,700
CASTONGUAY JULIAN	34,700	417,300		452,000
CASTONGUAY JULIEN	31,400			31,400
CASTONGUAY JULIEN	55,100			55,100
CASTONGUAY JULIEN A	31,900			31,900
CASTONGUAY JUSTIN	31,400	218,300	10,000	239,700
CASTONGUAY, BERTHA M	31,600	69,200	10,000	90,800

Assessments as of April 1, 2014

Owner	Land	Building	Exemptions	Assessment
CASTONGUAY, DENIS A.	2,800			2,800
CATHANCE HOLDING CO	17,500			17,500
CATHANCE HOLDING CO (MAINE) LLC	71,700			71,700
CATHANCE HOLDING CO LLC	11,000			11,000
CATHANCE HOLDING CO.	12,400			12,400
CATHANCE HOLDING CO. (MAINE) LLC	12,300			12,300
CATHANCE HOLDING CO. (MAINE) LLC	124,300	71,500		195,800
CATHERINE DOLAN, TRUSTEE	36,700	102,400	10,000	129,100
CATHOLIC CHURCH	35,600		35,600	
CATHOLIC CHURCH	45,100	1,443,000	1,488,100	
CATTRELL ADAM	36,600	113,700		150,300
CAVERS PATRICIA		37,700	10,000	27,700
CAYER REBECCA M	35,300	148,800		184,100
CENTRAL MAINE POWER		2,858,300		2,858,300
CHABOT, WAYNE A	24,600	120,000	10,000	134,600
CHADBURN BARBARA J	32,100	124,900		157,000
CHADBURN KEITH A	22,300	88,300		110,600
CHALOUX NORMAND S	28,500	100,300	10,000	118,800
CHAPMAN ERNEST F	32,200	45,000		77,200
CHAREST DANIEL	13,400			13,400
CHAREST DANIEL	124,000	10,100		134,100
CHAREST DANIEL	26,100	21,700		47,800
CHAREST DANIEL	132,600	63,800	10,000	186,400
CHAREST DANIEL	27,100	12,300		39,400
CHAREST JULES J	33,200	31,200	10,000	54,400
CHAREST LIONEL R.	140,500	152,400	16,000	276,900
CHAREST RAYMOND	23,300			23,300
CHAREST RAYMOND	87,200	130,000		217,200
CHAREST, REBECCA	31,600	125,800	10,000	147,400
CHAREST, RICHARD	81,800	102,300		184,100
CHARETTE DANIEL	31,600	65,000	10,000	86,600
CHARETTE RICHARD P	32,300	158,500	10,000	180,800
CHARPENTIER DAVID		34,600	10,000	24,600
CHARPENTIER JOEL E.	30,200	25,700		55,900
CHASE KEVIN	32,200	132,400		164,600
CHASE, KATHRYN		30,900	10,000	20,900
CHEESEMAN JEAN	33,700	121,200	16,000	138,900
CHEKOVSKY EDWARD JR	28,500	83,300	10,000	101,800
CHEN, SONG Y	73,700	105,200		178,900
CHERBONNEAU HENRY N	22,300	147,400	10,000	159,700
CHESSIE ANDREW R	32,500	179,100		211,600
CHICK RICHARD & CAROLINE		61,700	10,000	51,700
CHICOINE BRENDA	34,600	146,000	10,000	170,600
CHILDS ARDITH	30,400	27,900	10,000	48,300
CHOUINARD DONALD	28,600	85,200	16,000	97,800
CHRISTAKIS JOYCE		41,400	10,000	31,400
CHRISTOPOULOS, WILLIAM JR		36,500	10,000	26,500
CLABBY SUSAN	30,500	57,200	10,000	77,700
CLABBY, FRANCIS	31,600	48,900	10,000	70,500

Assessments as of April 1, 2014

Owner	Land	Building	Exemptions	Assessment
CLARK ALEXCOUS		47,900	10,000	37,900
CLARK DAVID H	91,600	134,800	10,000	216,400
CLARK EVERETT		34,000	10,000	24,000
CLARK, DEBORAH	31,900	153,700		185,600
CLAVETTE BERNICE	31,600	46,600	10,000	68,200
CLEARCASTLE CORP.	34,500	92,300		126,800
CLEVINGER JOHN		56,800	16,000	40,800
CLEVINGER JOHN A II	32,600	119,400	10,000	142,000
CLIFFORD DANIEL R	35,300	122,000	10,000	147,300
CLIFFORD DEAN	38,200	148,200	10,000	176,400
CLIFFORD KENNETH	39,700	76,600	10,000	106,300
CLIFFORD LELAND	43,400	138,100	16,000	165,500
CLIFFORD LUKE	38,200	103,900	10,000	132,100
CLIFFORD RICHARD	50,800	107,200	10,000	148,000
CLIFFORD WAYNE	37,300	160,900	10,000	188,200
CLIFFORD WAYNE P	43,200			43,200
CLINTON LINDA	30,700	91,000	10,000	111,700
CLOCKEDILE C BYRNES	66,200	700		66,900
CLOUGHERTY HELEN	27,100	181,900		209,000
CLOUTIER BERTRAND		22,900	16,000	6,900
CLOUTIER JEFFREY S	31,800	175,100		206,900
CLOUTIER MARCEL	31,600	33,300	10,000	54,900
CLOUTIER MAURICE D	28,500	63,500	16,000	76,000
CLOUTIER PAUL R	33,300	136,800		170,100
CLOUTIER RACHAEL	28,500	130,600	10,000	149,100
CLOUTIER, CINDY L	31,400	34,600		66,000
CLUKEY, RONALD		24,100		24,100
COADY JAMES W	124,000	61,300		185,300
COADY JAMES W	124,000	132,000		256,000
COBURN ALBERT L	31,900	45,300		77,200
COBURN JOHN	98,500	117,000	10,000	205,500
COBURN MICHAEL R	33,000	95,500	10,000	118,500
COFFIN, PAUL C.	42,600	152,600	10,000	185,200
COLE ELAINE L	28,500	92,700		121,200
COLE JOSEPH R	43,900	120,100	10,000	154,000
COLEMAN KENNETH D	32,300	39,100	10,000	61,400
COLLINS EDDIE	31,600	39,200	10,000	60,800
COLLINS PETER	82,700	40,200		122,900
COMMUNITY BAPTIST	35,900		35,900	
CHURCH OF SABATTUS				
COMMUNITY FREE BAPTIST	1,600	133,500	135,100	
CHURCH OF SABATTUS				
CONANT CARL A	31,600	39,800	10,000	61,400
CONDE MATTHEW N	31,900	137,600		169,500
CONLEY BRIAN C.	32,900	120,500	10,000	143,400
CONNELL GLENN T	36,700	195,900	10,000	222,600
CONNELL PATRICK A	68,400	113,600		182,000
CONNER GERALD T	29,300	88,200	10,000	107,500
CONNER, JAMES T. & CARLA		51,500	10,000	41,500

Assessments as of April 1, 2014

Owner	Land	Building	Exemptions	Assessment
CONNORS THOMAS	26,800	140,300	10,000	157,100
COOK DARRYL	35,600	75,500	10,000	101,100
COOK LESLIE J	81,800	54,000		135,800
COOKE KEVIN S	32,400	120,100	10,000	142,500
COOLONG WILLIAM	32,100	110,000	10,000	132,100
COOMBS JOAN M.	31,600	48,800	10,000	70,400
CORBEIL, RODNEY	28,300	64,900	10,000	83,200
CORBIN JOSEPH W	39,800	118,700	10,000	148,500
CORKERY JOSEPH	32,200	127,000	16,000	143,200
CORKUM BARRY	31,600	42,100		73,700
CORMIER, DORIS		28,200		28,200
CORNEAU WILFRED R	32,400	49,400	16,000	65,800
CORNELIUS RUBEN E	38,800	148,500	16,000	171,300
CORSON REGINALD	32,200	78,700	16,000	94,900
CORSON STEVEN SR	37,600	57,800	16,000	79,400
COSGROVE JAMES	40,300	18,400	16,000	42,700
COSSABOOM GEORGE	39,700	148,400		188,100
COSTELLO KENNETH C	28,500	82,900		111,400
COTE ARMAND	32,700	150,200	6,000	176,900
COTE BERTRAND		36,400		36,400
COTE DONALD A	33,300	137,000	10,000	160,300
COTE DONALD M.	32,800	40,100		72,900
COTE EMMANUEL	30,100	26,500	16,000	40,600
COTE JOSEPH	31,900	70,000	10,000	91,900
COTE RICHARD C	20,100	63,800		83,900
COTE ROBERT R.	30,000	46,000		76,000
COTE, BOBBY	32,000	99,200	10,000	121,200
COTE, FRANCIS	121,300	32,600	10,000	143,900
COUILLARD LEROY	32,400	88,600	10,000	111,000
COUILLARD, THOMAS JOSEPH		19,300	10,000	9,300
COUILLIARD TROY R	20,100	62,900		83,000
COULOMBE DANIEL	31,600	59,500	16,000	75,100
COULOMBE PAULA D	32,000	35,400	10,000	57,400
COULOMBE, LORRAINE Y.	31,100	101,500	10,000	122,600
COUNTRY SIDE MANAGEMENT	32,300	500		32,800
COURSER DOUGLAS	35,100	91,500	10,000	116,600
COURTEMANCHE CLAIRE	34,400	229,400		263,800
COURTEMANCHE CLAIRE M	33,400	129,900	10,000	153,300
COURTEMANCHE PAUL	32,200	20,800		53,000
COUTURE JAMES	60,200	64,300	10,000	114,500
COUTURE LENA	55,300			55,300
COUTURE LENA	33,600	169,500	10,000	193,100
COUTURIER LOUIS		41,900	10,000	31,900
COVIELLO MARIE T	81,800	31,200		113,000
COX ELWIN W	27,500	165,600	16,000	177,100
CRAWFORD WILLIAM P III	124,000	33,600		157,600
CROMMETT FRANCIS	31,900	79,500	10,000	101,400
CROOKER FRANKLIN	30,600			30,600
CROWLEY ANNA M	32,400			32,400

Assessments as of April 1, 2014

Owner	Land	Building	Exemptions	Assessment
CROWLEY ANNA M	75,900			75,900
CROWLEY ANNA M	80,000			80,000
CROWLEY ANNA M	118,300			118,300
CROWLEY ANTHONY	170,300			170,300
CROWLEY DENNIS	30,700	98,400	10,000	119,100
CROWLEY JOSH	32,700	180,000		212,700
CROWLEY JOSH T	29,000			29,000
CROWLEY JOSH T	29,600			29,600
CROWLEY JOSH T	29,300			29,300
CROWLEY JOSH T	28,900			28,900
CROWLEY JOSH T	30,600			30,600
CROWLEY JOSH T	50,500			50,500
CROWLEY MARIE	29,300	98,400	10,000	117,700
CROWLEY, ANTHONY	25,200	42,200		67,400
CROWLEY, CATHERINE	33,700			33,700
CULP, CHRISTIAN M.	24,600	79,300		103,900
CUMBERLAND FARMS	49,100	370,800		419,900
CUMMINGS JOLINE J	21,500	143,600		165,100
CUNNINGHAM LARRY		44,400		44,400
CURIT BRYAN	31,800	122,700		154,500
CURIT JAMES	28,500	90,600	10,000	109,100
CURRAN DANIEL	32,300	120,600	16,000	136,900
CURRAN DANIEL	67,700	74,100		141,800
CURRAN JEAN PAUL	33,600	115,400	10,000	139,000
CURRAN JEAN-PAUL C.	54,600			54,600
CURRAN MICHAEL	97,200	230,600	10,000	317,800
CURRAN MICHEL	31,600	50,500		82,100
CURRAN MICHEL T., LORRAINE	39,100			39,100
CURRAN PATRICK D	42,100			42,100
CURRAN PATRICK D	33,400	133,800	10,000	157,200
CURRAN RONALD L	39,600			39,600
CURRAN THEODORE P	46,500	155,400	10,000	191,900
CURRAN, DANIEL	21,500			21,500
CURTIS FRANKIN R	31,400			31,400
CURTIS FRANKLIN	33,000	166,900	10,000	189,900
CURTIS GORDON D	20,500			20,500
CURTIS RHONDA	33,600			33,600
CURTIS RHONDA	31,600	38,800		70,400
CURTIS RHONDA	66,200	176,500	10,000	232,700
CURTIS, FRANKIE L	32,800	80,700		113,500
CUTTING, JAMES L SR	61,800	180,400	10,000	232,200
CUTTING, JAMES L SR	33,400			33,400
CW AMES INC	32,400	35,900		68,300
CYR ALLEN R	31,900	122,400	16,000	138,300
CYR DOMINIC	36,800	227,600		264,400
CYR ERICA R	31,700	49,700		81,400
CYR JASON R	32,900	215,200		248,100
CYR JEAN N	35,100	125,000	10,000	150,100
CYR JUDY	31,400	101,100	10,000	122,500

Assessments as of April 1, 2014

Owner	Land	Building	Exemptions	Assessment
CYR MARC X	26,800	91,700		118,500
CYR MAURICE R	30,600	43,100	10,000	63,700
CYR PATRICK	94,000	33,800		127,800
CYR PATRICK	98,700			98,700
CYR PATRICK	69,000	116,300		185,300
CYR PATRICK R	32,800	39,100		71,900
CYR PATRICK R	89,000	183,400		272,400
CYR ROBERT M JR	28,500	123,500		152,000
CYR THERESA C	48,900	136,400	10,000	175,300
CYR THERESE	33,600	63,300	16,000	80,900
CYR, BARBARA J.P.	33,800	174,400	10,000	198,200
DAGGETT STEVEN	33,400	85,200	10,000	108,600
DAGGETT THOMAS	33,000	132,100	10,000	155,100
DAGNEAU ALBERT T	28,400	41,800	16,000	54,200
DAGNEAU LEO	31,600	50,700		82,300
DAGNEAU LEO II	28,500	79,800	10,000	98,300
DAGNEAU TRAVIS A	31,600	30,500	10,000	52,100
DAGNEAU, JAMIE J.	31,600	53,800	10,000	75,400
D'AGOSTINO DONALD	32,700	75,700	16,000	92,400
DAIGLE DANIEL	37,900	800		38,700
DAIGLE SIM	33,400	109,300	10,000	132,700
DALEY EDWARD J	34,400	46,700		81,100
DALPHONSE DAVID	36,700	66,600	16,000	87,300
D'AMOUR MARY		27,100	16,000	11,100
D'AMOUR RITA	32,500	58,300	10,000	80,800
DAN BOUTIN		16,500	10,000	6,500
D'ANDREA ANTHONY	32,200	137,400	10,000	159,600
DANIELS JOHN	31,600	163,100	10,000	184,700
DANIELS NANCY L	32,000	30,800	10,000	52,800
DANIELS, SYLVIA		24,900	10,000	14,900
DANIS LUCY J.	60,200	20,400		80,600
DARGIE OSCAR V	31,600	137,200	10,000	158,800
DARLING JUDITH R	32,200	53,000	10,000	75,200
DAVIDSON TOEBE	31,600	120,500	10,000	142,100
DAVIES SUZANNE	29,500	163,100	60,000	132,600
DAVIN JOHN	34,500	129,300		163,800
DAVIS JAMES		21,400		21,400
DAVIS JAMES A II	31,600	39,600		71,200
DAVIS JAMES A II	24,800	25,100		49,900
DAVIS JAMES A II	56,800	34,600		91,400
DAVIS JASON	35,800	150,300	10,000	176,100
DAVIS JEROME M	61,200	414,600	10,000	465,800
DAVIS JEROME M	28,900	19,100		48,000
DAVIS JOHN A	38,000	126,700	10,000	154,700
DAVIS MICHAEL J	33,800	73,400	10,000	97,200
DAVIS SCOTT W.	33,300	150,100	10,000	173,400
DAVIS, GLENN		46,100	10,000	36,100
DAVIS, JASON E.	56,300			56,300
DAVIS, REBECCA	33,500	83,300		116,800

Assessments as of April 1, 2014

Owner	Land	Building	Exemptions	Assessment
DAVIS, SHARON		45,400		45,400
DEAD RIVER COMPANY	20,100			20,100
DEAN, JOSEPH H	33,300	42,800	10,000	66,100
DEAN, RICHARD J	31,600	53,700	10,000	75,300
DEBLOIS DAVID & KAREN	34,200	145,200	10,000	169,400
DEDITCH ANDREW	32,500			32,500
DEDITCH ANDREW	184,600			184,600
DEDITCH ANDREW	39,100	210,000		249,100
DEDITCH ANDREW	98,000	259,500		357,500
DEDITCH ANDREW F	118,400			118,400
DEDITCH IRENE	28,500	172,500		201,000
DEEMER WENDY L	34,600	43,700	10,000	68,300
DEFORGE MARCEL SR	26,800	121,900	10,000	138,700
DEGEN TINA	26,800	114,100		140,900
DELANO DEBBIE	34,200			34,200
DELANO DEBBIE	34,700	193,500	10,000	218,200
DELEHANTY LARRY D	90,500			90,500
DELORME JOSEPH C B	28,500	119,900	16,000	132,400
DELORME JOSEPH C B	100,600	24,000		124,600
DEMOTTE MARYANNE		16,100	10,000	6,100
DENIS AMES M	41,800	260,600	10,000	292,400
DENNIS DANIEL	26,300	23,200	10,000	39,500
DENNIS MICHAEL	28,400	213,400	10,000	231,800
DENNIS TROY	33,600	177,300		210,900
DERIENZO VINCENT	26,100	79,600		105,700
DEROSIER DONALD	32,000	89,100	10,000	111,100
DEROSIER PAUL	33,700	102,600	10,000	126,300
DEROSIER, JEAN PAUL G.	33,700	258,700	10,000	282,400
DEROSIERS ANITA	29,600	87,000	10,000	106,600
DESEIENS ROBERT	31,600	64,900	16,000	80,500
DESCHAIINE BÉTRAND	32,600	191,000	10,000	213,600
DESCHAIINE GARY	36,600	39,700		76,300
DESCHAIINE GARY	32,200	115,700	10,000	137,900
DESCHAIINE GARY A	32,800	35,200	10,000	58,000
DESCHAIINE JOHN J	31,600	51,300		82,900
DESCHAIINE ROBERT J	34,800	203,900	10,000	228,700
DESCHAIINE ROSAIRE	52,800	516,600	10,000	559,400
DESCHAIINE, GARY	39,600	4,500		44,100
DESCHAINES JAMES		24,700		24,700
DESCHENES CONRAD	31,600	92,900	10,000	114,500
DESCHENES RICHARD P	34,900	133,500		168,400
DESJARDINS GUY P	28,400	157,000	10,000	175,400
DESLAURIERS MICHAEL R	33,900	88,500	10,000	112,400
DESLAURIERS MICHAEL TRUSTEE	26,800	82,800		109,600
DEUTSCHE BANK NAT'L TRUST	33,600	185,400		219,000
DEVOE DAVID	22,300	112,800	10,000	125,100
DIAKOU KAREN		15,100	10,000	5,100
DIANE BERGERON	33,800	137,100		170,900
DIAZ CHRISTINA M	28,500	108,000		136,500

Assessments as of April 1, 2014

Owner	Land	Building	Exemptions	Assessment
DICKINSON DAVID E	31,900	42,100	16,000	58,000
DION DANIEL G	31,700	223,900	10,000	245,600
DION MAURICE	28,400	49,500	10,000	67,900
DIONNE MONA	32,200	63,000	10,000	85,200
DIRIGO WOODLANDS, LLC	59,000			59,000
DIXON HARRY JR TRUSTEE	24,600	69,600		94,200
DOMINI, MICHELLE	32,500	120,200		152,700
DOMINICAN SISTERS	59,300	846,400	905,700	
DONNELL MAYMIE		27,000	16,000	11,000
DONOGHUE ROBERT	49,800	211,600	10,000	251,400
DONOGHUE, ROBERT	32,200	55,400		87,600
DONOVAN, NICHOLAS W	31,700	128,200		159,900
DORAIS/MILLET	31,400	33,700	10,000	55,100
DORMAN ADAM	33,500	121,100	10,000	144,600
DOSTIE KARL A	32,200	24,000	10,000	46,200
DOSTIE STACY	28,500	123,400	10,000	141,900
DOUBLE EAGLE PROPERTIES LLC	124,000	103,000		227,000
DOUBLE EAGLE PROPERTIES LLC	32,000	28,700		60,700
DOUGHTY JAIME	29,000	73,200		102,200
DOUGLASS JASON E	29,700	71,700	10,000	91,400
DOW DAVID D	33,700	91,100	10,000	114,800
DOW FRANK B III	28,500	110,400	10,000	128,900
DOWLING TIMOTHY B	31,600	77,700	10,000	99,300
DOWNEAST DREAM CENTER	52,900	290,700	343,600	
DOYON ASHLEY K	35,500	122,900		158,400
DOYON MARIE	43,100			43,100
DOYON PAUL	73,100	188,400	10,000	251,500
DOYON RICHARD R	69,600			69,600
DOYON SCOTT	31,800	161,200		193,000
DOYON, RAYMOND PAUL	34,000	143,300	10,000	167,300
DRAIN TERRI	24,600	100,900	10,000	115,500
DREW KRISTEL W	32,200	202,600		234,800
DRISCOLL JOHN W	31,600	37,300	10,000	58,900
DUBE CONRAD	72,900			72,900
DUBE CONRAD	31,600	21,800		53,400
DUBE CONRAD	31,700	20,000		51,700
DUBE CONRAD	31,600	35,900		67,500
DUBE CONRAD	3,400			3,400
DUBE CONRAD	3,400			3,400
DUBE CONRAD	31,600	15,100		46,700
DUBE CONRAD	31,600	48,100		79,700
DUBE CONRAD	28,500			28,500
DUBE CONRAD		17,200		17,200
DUBE CONRAD	28,500	23,400		51,900
DUBE CONRAD		14,300		14,300
DUBE CONRAD	28,500			28,500
DUBE CONRAD	28,500			28,500
DUBE CONRAD		15,500		15,500
DUBE CONRAD		22,900		22,900

Assessments as of April 1, 2014

Owner	Land	Building	Exemptions	Assessment
DUBE CONRAD	3,300			3,300
DUBE CONRAD	31,400	29,500		60,900
DUBE CONRAD	31,600	23,100		54,700
DUBE CONRAD	31,600			31,600
DUBE CONRAD	31,700	23,300		55,000
DUBE CONRAD		101,400		101,400
DUBE CONRAD	31,700	39,400		71,100
DUBE CONRAD	32,200	12,300		44,500
DUBE CONRAD	32,500	13,300		45,800
DUBE CONRAD	31,600	20,300		51,900
DUBE CONRAD	27,300			27,300
DUBE CONRAD	45,400	30,300		75,700
DUBE CONRAD	31,600	38,800		70,400
DUBE CONRAD	30,700	252,700		283,400
DUBE CONRAD	90,800			90,800
DUBE CONRAD	31,600	52,100		83,700
DUBE CONRAD	39,500			39,500
DUBE CONRAD	31,400	21,500		52,900
DUBE CONRAD	31,400	17,200		48,600
DUBE CONRAD J	61,000			61,000
DUBE CONRAD J	32,800			32,800
DUBE CONRAD J	39,400	7,500		46,900
DUBE CONRAD J	31,600	25,200		56,800
DUBE CONRAD J	39,400	172,700	10,000	202,100
DUBE CONRAD J JR	143,100			143,100
DUBE CONRAD J.	32,600	49,300		81,900
DUBE CONRAD JR	35,300	79,900	10,000	105,200
DUBE CONRAD JR	26,200	68,400		94,600
DUBE CRAIG S	40,800	37,000		77,800
DUBE GLEN	17,800			17,800
DUBE GLEN	95,000	184,600	10,000	269,600
DUBE GLEN	92,100			92,100
DUBE GLEN	32,700	33,400		66,100
DUBE GLEN	32,200	26,900		59,100
DUBE GLEN	31,000	31,200		62,200
DUBE GLEN E	16,200			16,200
DUBE GLEN E	16,300			16,300
DUBE GLEN E	16,100			16,100
DUBE GLEN E	15,900			15,900
DUBE GLEN E	16,400			16,400
DUBE GLEN E	16,200			16,200
DUBE GLEN E	16,300			16,300
DUBE GLEN E	16,200			16,200
DUBE GLEN E	16,100			16,100
DUBE GLEN E	15,900			15,900
DUBE GLEN E	16,200			16,200
DUBE GLEN E	32,200	29,900		62,100
DUBE JOHN	38,200	94,200	10,000	122,400
DUBE JOSEPH		59,700	16,000	43,700

Assessments as of April 1, 2014

Owner	Land	Building	Exemptions	Assessment
DUBE KENNETH JR	30,000	82,300	10,000	102,300
DUBE RONDA		26,600		26,600
DUBE SANDRA L	31,600	33,500		65,100
DUBE SANDRA L	34,200	41,400		75,600
DUBE SUZANNE P	38,400			38,400
DUBE SUZANNE P	33,200	106,900	10,000	130,100
DUBE SUZANNE P.	41,400			41,400
DUBE, GLEN E	31,600	42,400		74,000
DUBE, KRISTY L.	32,500	69,700	10,000	92,200
DUBOIS DANIEL	31,600	48,800		80,400
DUBOIS DANIEL A	48,400	118,200		166,600
DUBOIS PHYLLIS	26,800	71,000	10,000	87,800
DUBOIS RICHARD N. SR.	31,600	18,200		49,800
DUBOIS ROGER	32,200	25,300	10,000	47,500
DUBOIS SYLVIA	32,400	39,700	10,000	62,100
DUBUC GARY	31,600	54,800	10,000	76,400
DUBUC JAMES	31,400	18,800	16,000	34,200
DUCHARME BARRY	68,900	39,900		108,800
DUCHESNEAU RICHARD	33,700	197,900	10,000	221,600
DUCHETTE LAURA	31,600	52,500		84,100
DUDLEY RAMIE L	34,300	52,000	10,000	76,300
DUFAULT BRIAN S	32,200	204,000	10,000	226,200
DUFOUR, VICTOR		32,200		32,200
DUGUAY GERARD N SR	36,200	46,500		82,700
DUGUAY GERRY JR.	35,600	156,300		191,900
DUGUAY SCOTT J	32,300	90,500	10,000	112,800
DULAC ALBERT H	28,500	116,400	16,000	128,900
DUMAIS ANITA		43,300	10,000	33,300
DUMAIS MARC G	25,600	107,600		133,200
DUMAIS PAUL	40,500	155,100	10,000	185,600
DUMAIS PAULINE	28,500	100,400	16,000	112,900
DUMAIS, ALEXANDER M.	28,500	105,900		134,400
DUMAIS, RICHARD W	32,000	44,000	10,000	66,000
DUMONT SOLANGE L		28,000	16,000	12,000
DUNCAN MARA-BETH	33,500	50,300	10,000	73,800
DUNLAP EUGENE		29,500	16,000	13,500
DUNN, SCOTT T	32,700	48,500	10,000	71,200
DUNNE JOSEPH E	34,800	40,800		75,600
DUNNE, MARGARET	58,000	27,600		85,600
DUQUESNOY JOAN	74,100			74,100
DUQUESNOY JOAN	102,300	130,000	10,000	222,300
DUQUETTE MARK R	32,700	158,500	10,000	181,200
DUQUETTE MARK R	32,400	65,100		97,500
DUQUETTE ROBERT A SR	29,300	103,500	10,000	122,800
DURGIN, KATHLEEN M.	27,100	77,600		104,700
DWINAL ROBERT B	39,900	96,100		136,000
DWYER NORRIS	84,800			84,800
E J ENTERPRISES LLC	31,400	35,100		66,500
E.J ENTERPRISES, LLC	28,400	37,000		65,400

Assessments as of April 1, 2014

Owner	Land	Building	Exemptions	Assessment
EAST LEWIS HARRY JR	31,600	66,200	10,000	87,800
ECKER ELAINE J	31,600	32,100	10,000	53,700
EDDY TODD J	33,500	50,200		83,700
EDGEComb THOMAS	31,700			31,700
EDGEComb THOMAS M	32,100	107,900		140,000
EDGERLY RONALD D	32,300	176,500	10,000	198,800
EDWARDS ALTON	32,000	183,700	10,000	205,700
EDWARDS ALTON A	16,600			16,600
EDWARDS RICHARD B	13,000			13,000
EDWARDS RICHARD B	32,900	67,700	10,000	90,600
EDWARDS ROSALIE A.	20,100	79,200	10,000	89,300
EDWARDS WILLIAM	38,700	128,600	10,000	157,300
EJ ENTERPRISES LLC	32,400			32,400
EJ ENTERPRISES LLC	28,300			28,300
EJ ENTERPRISES LLC	28,300	39,300		67,600
ELLIOTT PAUL & CAROL		22,200		22,200
ELLSWORTH DISTRIBUTORS	36,000			36,000
ELLSWORTH DISTRIBUTORS	37,800			37,800
ELLSWORTH DISTRIBUTORS	36,200			36,200
ELLSWORTH RAYMOND TRUSTEE	49,800	134,200	10,000	174,000
EMERY MEGAN, STEPHEN	31,600	79,900	10,000	101,500
EMOND NORMAND R	81,800	58,900		140,700
ESSEX NANCY L	120,500	56,200		176,700
ESTABROOK VAUGHN P	31,600	103,100	16,000	118,700
ESTES NORMAN J	29,300	133,400	10,000	152,700
EVANS KEITH	28,400	137,000	60,000	105,400
FAHEY KELSIE ANN	36,100	213,900		250,000
FAIRPOINT COMMUNICATIONS		24,100		24,100
FALLON CHARLES JR	29,300	149,800	10,000	169,100
FARNUM KENNETH W	31,400	97,900	10,000	119,300
FARRELL MICHAEL	14,500			14,500
FARRINGTON ROBERT F	62,300	10,000		72,300
FAULKNER DEBRA	31,600	34,800		66,400
FAVREAU DAVID	39,800	145,700	10,000	175,500
FAVREAU THERESA	54,200	36,700		90,900
FEBLES ROSALINA	31,600	52,500	10,000	74,100
FED HOME LOAN MORTG CORP	33,500	80,400		113,900
FEELEY LORETTA	37,000	91,000		128,000
FELDMAN LOREN E		39,200	16,000	23,200
FENIMORE DONALD	96,700	39,100		135,800
FERGUSON GEORGE A	92,000	159,200	10,000	241,200
FERLAND ANTONIO R	28,500	78,700		107,200
FERNALD RAY		29,800		29,800
FERRARA, DONALD	91,600	151,200		242,800
FICKETT ROGER	23,000	33,200	16,000	40,200
FIELD, MAURICE F	31,600	47,100		78,700
FIELDER'S CHOICE LLC	36,400	123,800		160,200
FIELDS ROBERT		42,200	10,000	32,200
FILLION RICHARD R JR	32,200	135,500	10,000	157,700

Assessments as of April 1, 2014

Owner	Land	Building	Exemptions	Assessment
FIRTH, BENJAMIN	39,500	154,500	10,000	184,000
FISH JASON	35,900	257,400	10,000	283,300
FISHER VERONICA ANN	33,700	123,000	10,000	146,700
FISHER ALDEN	3,100			3,100
FISHER ALDEN	4,900			4,900
FISHER ALDEN		88,700	10,000	78,700
FISHER ALDEN	58,500	232,900	10,000	281,400
FISHER ALDEN	8,100			8,100
FISHER ALDEN	5,500	1,300		6,800
FISHER ALDEN	17,000			17,000
FISHER CARMEN	32,500	144,600		177,100
FISHER DORIS	63,800	106,900	16,000	154,700
FISHER J. AMANDA	35,800	151,300	10,000	177,100
FISHER JAMES	33,000	192,900		225,900
FISHER JOSEPH E III	33,300	124,100		157,400
FISHER KENNETH	31,600	49,800	10,000	71,400
FISHER PAMELA A	32,300	133,000	10,000	155,300
FISHER, ALDEN	19,400			19,400
FISHER, ALDEN	1,200			1,200
FISHER, ALDEN	38,900			38,900
FISHER, ALDEN	58,600			58,600
FISHER, ALDEN	700			700
FISHER, ALDEN	5,700			5,700
FITZSIMMONS KEVIN P	26,800	113,800	10,000	130,600
FLAHERTY CIPPA J	40,100	111,100		151,200
FLAHERTY GENE	42,100	195,900	10,000	228,000
FLUKER LINDA	32,400	100,700	10,000	123,100
FLYNN JANE		27,600	10,000	17,600
FOISY KENNETH		35,500	10,000	25,500
FOISY, KAYLA	31,600	63,100		94,700
FOISY, KENNETH JR	34,500			34,500
FONGEMIE REAL	40,700	29,600	10,000	60,300
FONTAINE DENISE		32,900	10,000	22,900
FORTIER RAYMOND	33,900	6,000		39,900
FORTIER REBECCA A	33,400	189,100	10,000	212,500
FORTIER ROGER J	51,400	119,600	10,000	161,000
FORTIER ROLAND	36,000	167,000	10,000	193,000
FORTIER THERESA	59,300	81,800	10,000	131,100
FORTIER THERESE	3,100			3,100
FORTIN DANIEL	33,900			33,900
FORTIN DANIEL A	30,800	13,300		44,100
FORTIN DANIEL A	31,400	55,800		87,200
FORTIN GAIL	28,500	111,400	10,000	129,900
FORTIN MICHAEL	32,200	64,300	10,000	86,500
FORTIN MICHAEL	30,200	16,800		47,000
FORTIN MICHELINE L	33,000	135,300		168,300
FORTIN MICHELINE L TRUSTEE	32,200	256,100	10,000	278,300
FORTIN REGINALD	31,600	108,800	16,000	124,400
FORTIN ROLAND L TRUSTEE	22,300	139,800		162,100

Assessments as of April 1, 2014

Owner	Land	Building	Exemptions	Assessment
FOSS RONALD		52,300	10,000	42,300
FOSTER DENNIS M	31,600	44,900	10,000	66,500
FOSTER MICHAEL	22,300	167,200	16,000	173,500
FOSTER ROBERT JR	28,600	116,500	10,000	135,100
FOSTER TIMOTHY	32,400	104,100	10,000	126,500
FOUR STORY	40,100			40,100
FOUR- STORY CORP	31,600	52,600		84,200
FOURNIER DAVID	161,000	86,000		247,000
FOURNIER DON	34,900	161,300	10,000	186,200
FOURNIER JOAN M & DONAT L	33,400	78,900	16,000	96,300
FOURNIER JUDY	32,200	112,100	10,000	134,300
FOURNIER MICHELLE	31,600	38,300	10,000	59,900
FOURNIER TANYA L	22,300	124,700		147,000
FOURNIER THOMAS	38,300	54,300	10,000	82,600
FOWLER ANITA	81,800	36,100		117,900
FOX RUN MOBILE HOME SALES INC	29,300	31,100		60,400
FOX STEVEN	69,200	120,600	10,000	179,800
FRANKENBERGER JULIE A	31,600	52,600	10,000	74,200
FRANKLIN ACADEMY	86,700	827,500		914,200
FRECHETTE ALDEE	31,600	23,300	10,000	44,900
FRECHETTE JOSEPH A	20,100	104,200	16,000	108,300
FRECHETTE JOYCE		44,500	10,000	34,500
FRECHETTE MYLINDA R	28,300	110,300		138,600
FREEMAN JEFF	37,900	136,700	10,000	164,600
FRENCH RICHARD P.	29,300	102,200	10,000	121,500
FROST CLAUDETTE	28,500	104,800	10,000	123,300
FROST PETER R.	2,300			2,300
FUGERE ROBERT H	32,200	118,900	10,000	141,100
FURIA TERRI	37,300	102,300	10,000	129,600
FURLONG LEA	32,400	102,800	10,000	125,200
FURTHMILLER GALE E	33,600	136,600		170,200
GADWAY RICHARD	22,300	116,900	10,000	129,200
GAGNE GERARD	32,200	117,000	10,000	139,200
GAGNE HEATHER		18,600	10,000	8,600
GAGNE LAURA M	28,900	106,600	10,000	125,500
GAGNE MICHAEL P	33,200	149,100	10,000	172,300
GAGNON GEORGE JR	33,700	95,300	10,000	119,000
GAGNON LEO F.	32,200	122,100	10,000	144,300
GAGNON LINDA	30,400	26,700	10,000	47,100
GAGNON RODNEY	33,000	71,100	10,000	94,100
GAGNON, DEREK D	35,200	147,300	10,000	172,500
GALARNEAU JOSEPH	32,300	120,700	10,000	143,000
GALILPEAU FRANCIS	38,200	107,500	16,000	129,700
GALILPEAU FRANCIS P	78,800	2,700		81,500
GALPEAU JEFFREY	31,700	176,600	10,000	198,300
GALLAGHER DONNA	32,200	70,100		102,300
GAMACHE DANIEL	32,900	207,300	10,000	230,200
GAMACHE JASON	31,600	114,400	10,000	136,000
GAMACHE REUBEN		21,900	16,000	5,900

Assessments as of April 1, 2014

Owner	Land	Building	Exemptions	Assessment
GAMACHE, RAYMOND E	33,300	200,900	16,000	218,200
GAMAGE DALE	34,800	191,200	10,000	216,000
GANNON NICHOLAS	32,300	169,300	10,000	191,600
GARANT LISA M	32,800	61,000		93,800
GARDEN HEIGHTS ASSOCIATES	74,600	1,190,900		1,265,500
GARDEN HEIGHTS ASSOCIATES	11,200			11,200
GARDINER WILLIAM R	32,400	39,700	16,000	56,100
GARNETT BRUCE JR	32,200	175,300		207,500
GAUTHIER ADAM		44,100	10,000	34,100
GAUTHIER BRUNO	95,600	129,200	10,000	214,800
GAUTHIER BRUNO	31,600	65,200	10,000	86,800
GAUTHIER JACQUELINE	32,300	36,700	16,000	53,000
GAUTHIER RANDALL E	44,900	69,700	10,000	104,600
GAUTHIER ROBERT W. JR.	36,400	1,900		38,300
GAYTON JOHN	32,200	103,100	10,000	125,300
GAYTON KENNETH N.	32,200	52,200	10,000	74,400
GAYTON RANDOLPH	33,900	33,900	10,000	57,800
GAYTON ROBERT JR	24,600	129,200	10,000	143,800
GAYTON ROBERT L III	28,300	165,400		193,700
GELINAS, CRAIG R	33,000	94,300		127,300
GEMME, PAULINE R.		47,200		47,200
GENDREAU WILLIE		16,500	10,000	6,500
GENDRON ANTHONY	32,200	123,400	10,000	145,600
GENDRON DOLARD	133,800	76,100		209,900
GENDRON MICHAEL	30,200			30,200
GENDRON MICHAEL	33,600	79,000		112,600
GENDRON MICHAEL	36,200	171,300		207,500
GENDRON MICHAEL	32,200	136,100		168,300
GENDRON MICHAEL	25,800			25,800
GENDRON MICHAEL	33,500	163,300		196,800
GENDRON MICHAEL B.	5,600			5,600
GENDRON THERESA	33,500			33,500
GENDRON, MICHAEL	36,200	206,300		242,500
GENDRON, MICHAEL	36,200	202,000		238,200
GENSURE DONALD	39,400	56,600	10,000	86,000
GENSURE DONALD JR	37,600	19,900	16,000	41,500
GEOFFROY JAIME L	31,700	35,100	10,000	56,800
GERBER VIOLET		18,100	10,000	8,100
GERVAIS JOHN R.	81,800	12,900		94,700
GERVAIS MICHAEL	36,200	148,600	10,000	174,800
GETCHELL DIANA	32,400	46,600	10,000	69,000
GIASSON RONALD	28,400	99,300	10,000	117,700
GIBSON LESLIE E	33,400	145,600		179,000
GIGUERE DENISE D	22,100	49,600	10,000	61,700
GIGUERE MARIE	133,800	102,400	16,000	220,200
GILBERT DAVID G	28,500	168,200	10,000	186,700
GILBERT REMI R.	32,400	166,100	10,000	188,500
GILBERT, LOUIS	31,600	57,000		88,600
GILBRIDE LAURA D	32,200	107,700	10,000	129,900

Assessments as of April 1, 2014

Owner	Land	Building	Exemptions	Assessment
GILE, CONSTANCE	28,500	41,900		70,400
GILKS DON C JR	37,500	166,700	10,000	194,200
GILKS RICHARD	31,600	53,800		85,400
GILL PETER	22,100	24,300		46,400
GILL PETER	26,100	146,100	10,000	162,200
GILLESPIE BART T		81,700		81,700
GILMAN JOSHUA M	32,200	26,400		58,600
GILMAN VIRGINIA L	33,700	90,200	10,000	113,900
GILMOUR KERRY	31,600	46,800		78,400
GIONET TIMOTHY	31,400	38,700	10,000	60,100
GIRARD RAYMOND		23,100	10,000	13,100
GLADU ROBERT	13,100			13,100
GLC REAL ESTATE LC	33,100	18,000		51,100
GLC REAL ESTATE LLC	31,600	57,400		89,000
GLC REAL ESTATE LLC	32,200	28,500		60,700
GLC REAL ESTATE LLC	28,500	15,100		43,600
GLC REAL ESTATE LLC	28,500	35,600		64,100
GLC REALESTATE LLC	30,200	133,800		164,000
GLEN DUBE EXCAVATION INC	52,600			52,600
GLEN DUBE EXCAVATION INC		30,100		30,100
GLEN DUBE EXCAVATION INC	54,300			54,300
GLEN DUBE EXCAVATION INC	36,300	38,800		75,100
GLEN DUBE EXCAVATION INC	33,800	44,000		77,800
GLEN DUBE EXCAVATION INC	59,100			59,100
GLEN DUBE EXCAVATION INC	162,100	93,800		255,900
GLEN DUBE EXCAVATION INC	38,300	39,700		78,000
GOBEIL, ROBERT E TRUSTEE	57,100	28,800		85,900
GODDARD CRAIG S	37,900	71,800		109,700
GODDARD ROBERT	32,500	48,500	10,000	71,000
GODIN LARRY B	31,600	50,400	14,000	68,000
GODIN LISA	28,500	37,600	10,000	56,100
GODIN, LARRY		27,500		27,500
GOGAN VINCENT E	20,100	113,200		133,300
GOLOB CORY M	34,100	82,500	10,000	106,600
GOODWIN KEITH		30,700		30,700
GORDON BRADLEY		37,800	10,000	27,800
GORMAN, HARRY R	24,600	182,800	16,000	191,400
GOSSELIN DOROTHY	29,400	125,300	10,000	144,700
GOSSELIN RICHARD N	32,000	108,500	10,000	130,500
GOTT DAVID F	31,900	109,200	10,000	131,100
GOUCHER STEVEN		30,400	10,000	20,400
GOUCHER STEVEN G	33,400	115,100	10,000	138,500
GOULET DAN	31,600	21,000	10,000	42,600
GOULET GLORIA	32,400			32,400
GOULET GLORIA	31,700	9,800		41,500
GOULET PAUL N	39,400	44,900	10,000	74,300
GOULET RAYMOND E	35,500	112,700	10,000	138,200
GOULET RAYMOND E & MICHAEL TRUSTEES	35,100	168,400		203,500

Assessments as of April 1, 2014

Owner	Land	Building	Exemptions	Assessment
GOULET RAYMOND E II & MICHAEL TRUSTEES	31,500	97,700	10,000	119,200
GOULET ROBERT R.	28,500	107,300	10,000	125,800
GOULET, ROBERT J	34,900	178,800	16,000	197,700
GOULETTE NELLIE		27,000		27,000
GOVE PAMELA	94,700	100,700	10,000	185,400
GOWELL ANTHONY	135,800	214,200	10,000	340,000
GOWELL CHRISTOPHER J	32,600	152,000	10,000	174,600
GOWELL CINDY L	31,400	53,200	10,000	74,600
GOWELL GEORGE	29,500	74,600		104,100
GOWELL GEORGE M	24,600	33,700	10,000	48,300
GOYETTE MARCEL	35,300	125,500	16,000	144,800
GRAHAM PHYLLIS		37,500	10,000	27,500
GRANGER GEMMA		38,100	10,000	28,100
GRANT DENZEL	32,400	97,300	10,000	119,700
GRASS ALAN G	32,500	130,700	10,000	153,200
GRASS, MICHELE S	94,800	135,200	10,000	220,000
GRAUL RICHARD	32,800	113,300	16,000	130,100
GRAVEL DENISE S	32,200	100,500	10,000	122,700
GRAVEL GERARD A		32,400	16,000	16,400
GRAY RACHAEL	36,100	120,100	16,000	140,200
GRAZIANO MARY JANE	31,700	195,800		227,500
GREELEY, STEVEN K.	32,800	174,700	10,000	197,500
GREEN APRIL FISHER		28,500		28,500
GREEN DAVID M	31,600	60,700	10,000	82,300
GREEN JOAN	3,400			3,400
GREEN JOHN	26,800	198,800		225,600
GREEN JOHN		74,300	10,000	64,300
GREEN JOHN	61,000	568,800	10,000	619,800
GREENIER LARRY	31,600	62,100	10,000	83,700
GREENLEAF JESSICA R	30,600	89,100		119,700
GREGOIRE PAULINE Y	32,200	141,700	16,000	157,900
GRENIER DAVID B	30,300	167,500		197,800
GRENIER ROGER		31,300	10,000	21,300
GRENIER ROGER A.	31,700			31,700
GRIFFIN TONY F	22,300	81,000		103,300
GRIFFIN, PETER & DIANE		24,900	10,000	14,900
GRIFFIN, RONALD E	31,600	50,000		81,600
GRIMARD YVAN A	36,700	98,600	10,000	125,300
GRIMMEL DIANNA	32,200	22,200	10,000	44,400
GRIVOIS, TERRY		51,100	10,000	41,100
GRONDIN GERARD H	57,600	270,900	10,000	318,500
GRONDIN GUY	41,400	254,300	10,000	285,700
GRONDIN LAURENT	60,000	280,200	10,000	330,200
GRONDIN MARK	32,300	128,400	10,000	150,700
GROSS DAVID L	30,400	35,500	10,000	55,900
GUAY DANIEL C	33,700	118,800	10,000	142,500
GUENETTE RAYMOND	31,600	105,900	10,000	127,500
GUENETTE RICHARD R	40,800	124,800		165,600
GUERETTE AMBER		27,500		27,500

Assessments as of April 1, 2014

Owner	Land	Building	Exemptions	Assessment
GUERETTE DANIEL	133,800	107,600		241,400
GUERETTE DANIEL A	120,500	117,800	10,000	228,300
GUERIN MICHAEL		25,400	10,000	15,400
GUERTIN MONA	120,500	53,700	10,000	164,200
GUILFORD STEWART A	29,300	103,500	10,000	122,800
GUIMOND AMANDA R	32,400	142,300		174,700
GUIMOND HEINZ	33,200	151,700	10,000	174,900
GUIMOND RICHARD R	33,400	160,700	10,000	184,100
GUSTAFSON JILL	31,800	162,300		194,100
GUSTUS RICKY L	43,600	117,600	10,000	151,200
GUSTUS RORY A	22,300	60,400	10,000	72,700
GUTHRO JANE E	92,800	160,200		253,000
GUY HART ENTERPRISES INC	31,600	61,300		92,900
GUY HART ENTERPRISES, INC	35,200	42,400		77,600
GUY KERRI A.	33,100	112,500	10,000	135,600
HACKEL EDWIN	28,500	34,900	16,000	47,400
HAEHNEL RICHARD	96,800	72,100	10,000	158,900
HAINES JESSICA L	31,600	34,700	10,000	56,300
HALEY SHAWN	33,400	138,400	10,000	161,800
HALL BURL B	33,200	100,700	10,000	123,900
HALL ROBERT W. SR.	31,700	86,100	10,000	107,800
HALL STEPHEN A	89,200	84,100	10,000	163,300
HAM CHRYSTY	34,000	144,700	10,000	168,700
HAM GARY E	136,800	40,200	10,000	167,000
HAM LORI E	34,800	46,200	10,000	71,000
HAMANN DANIEL W	39,800	158,300	10,000	188,100
HAMBYS DARRELL & TRACY		18,200		18,200
HAMEL ANITA		42,400	10,000	32,400
HAMM HOWARD F	31,600	83,300	10,000	104,900
HANLIN RICHARD W	32,300			32,300
HANLIN RICHARD W	33,300	197,500	10,000	220,800
HANNAN FREDERICK	31,600	59,300	10,000	80,900
HANNIGAN, III JAMES A	31,600	125,000	10,000	146,600
HANNING MELISSA SUE	33,900	140,800	10,000	164,700
HANNON BRENDA J (LESSARD)	32,300	33,700		66,000
HANSON JENNIE	32,300	113,600		145,900
HANSON KEVIN		37,600	10,000	27,600
HANSON LORIE A	22,300	90,800		113,100
HARDIMAN ROBERT M	82,700	31,100		113,800
HARKINS JOSEPH A	29,300			29,300
HARLOW STEVE	32,300	42,400	10,000	64,700
HARMON KAREN		35,000		35,000
HARPER BRIAN	30,200	88,300	10,000	108,500
HARPER CHIRSTOPHER L.	32,300	122,100	10,000	144,400
HARRIGAN, BEVERLY	22,300	161,700		184,000
HARRINGTON JAMES M	133,800	59,200		193,000
HARRIS DAVID K	33,500			33,500
HARRISON SUSAN J.	33,400	154,200		187,600
HARRY CONWAY POST #135 AM LEGION	23,500	158,100	181,600	

Assessments as of April 1, 2014

Owner	Land	Building	Exemptions	Assessment
HARTIGAN THOMAS	26,800	246,400		273,200
HARTIGAN THOMAS	66,900	106,700		173,600
HARTLEY GERARD P	37,400	59,600	16,000	81,000
HARTLEY PETER B	22,300	74,900	10,000	87,200
HARTLEY TAMRA BYRON & CAMERON TRUSTEES	40,800	30,800		71,600
HARTLEY TAMRA BYRON & CAMERON TRUSTEES	10,800			10,800
HARTLEY TAMRA BYRON & CAMERON TRUSTEES	28,300			28,300
HARTLEY TAMRA BYRON & CAMERON TRUSTEES	12,400			12,400
HARTLEY, GERALD P	122,600	3,500		126,100
HARVEY KENNETH E	31,600	127,500	10,000	149,100
HARVIE LEONARD	32,500	105,600	10,000	128,100
HASELTINE ACE	20,800			20,800
HASELTINE ACE	21,200			21,200
HATALA BRIAN	40,700	216,000	10,000	246,700
HATCH MEGAN M	26,800	142,400	16,000	153,200
HAUGHEY, REBECCA G.	31,600	139,100	10,000	160,700
HAYMAN HAZEL	20,100	48,200	16,000	52,300
HAZEN JENNIFER L	36,600	163,100	10,000	189,700
HEDLUND FLORENCE	44,900	201,700	16,000	230,600
HEMENWAY CHRISTIAN	32,200	205,500	10,000	227,700
HENDERSON JACKIE M	31,600	51,000	10,000	72,600
HENRY KAREN	32,400	40,000	10,000	62,400
HERBERT CORAL		78,700	16,000	62,700
HERBERT, ROBERT P JR		41,600		41,600
HERMAN, TIMOTHY L	32,300	131,400		163,700
HERRICK RONALD W	37,800	74,000	10,000	101,800
HERRICK RONALD W	32,200	126,800		159,000
HERSEY SHIRLEY	28,400	45,400		73,800
HESKETH WAYNE	33,400	94,400	16,000	111,800
HEUER ROBERT J & ELIZABETH A	32,400	149,500		181,900
HEYWARD LISANNE K	33,700	75,900	10,000	99,600
HIGGINS PETER	28,500	102,500	10,000	121,000
HILB JAMES K.	33,400	114,000	10,000	137,400
HILL ALAN R	32,200	173,000		205,200
HILL APRIL	35,200	139,700	10,000	164,900
HILL VIEW MINI BARNS		35,900		35,900
HILLIARD BRANDY	29,900	82,300	10,000	102,200
HILLSIDE ROADOWNERS ASSOC	2,900			2,900
HILTON FRANK W.		32,100	10,000	22,100
HINCKLEY JENNIFER M	32,000	46,600		78,600
HINDS SANDRA M	33,700	261,800	10,000	285,500
HINES, MAUREEN	31,600	35,700	10,000	57,300
HINKLEY CLARENCE JR	26,800	78,000	16,000	88,800
HINKLEY DAVID	32,200	17,300		49,500
HINKLEY JAMES	22,100	56,400	10,000	68,500
HINKLEY LEON	21,800			21,800
HINKLEY LEON	45,200	336,300	10,000	371,500
HINKLEY LEON A	8,500			8,500
HINKLEY LEON A	4,300			4,300

Assessments as of April 1, 2014

Owner	Land	Building	Exemptions	Assessment
HINKLEY LEON A.	26,200	139,300		165,500
HINKLEY LORETTA	85,600	129,300	10,000	204,900
HINKLEY, LEON A	4,500			4,500
HINKLEY, LEON A	103,300			103,300
HINKLEY, LEON A	32,200	18,800		51,000
HIX VALERIE	32,200	50,200	10,000	72,400
HLISTER ANDREW M	161,000	68,700	10,000	219,700
HLISTER MICHAEL		38,800	10,000	28,800
HOBBS DONALD	42,200	135,600	10,000	167,800
HOLBROOK ANDREW	96,100	32,400	10,000	118,500
HOLMER BARBARA K.	50,000			50,000
HOLMES JONATHAN	22,200	101,100	10,000	113,300
HOLT ERIC	31,600	18,500	10,000	40,100
HOOD RYANN DEE	44,000	46,400		90,400
HORR ERNEST H.	32,400	77,900		110,300
HOSIE KASIE L	32,100	117,100		149,200
HOULE PETER		20,700	10,000	10,700
HOULIHAN, MICHAEL S.	24,600	66,500		91,100
HOWES JOHN C	22,300	151,000	10,000	163,300
HRES INVESTMENTS 22 LLC	33,300			33,300
HUBBARD TIMOTHY	26,800	93,500	10,000	110,300
HUGHES BRIAN&HOLLY	33,500	140,600		174,100
HUNTER JACK	31,600	177,700	16,000	193,300
HUNTINGTON NANCY D	32,300	98,200	10,000	120,500
HURD BENJAMIN	38,400			38,400
HURD BENJAMIN	4,200			4,200
HURD BENJAMIN	42,100			42,100
HURD BENJAMIN	30,800			30,800
HURD BENJAMIN D	78,400	198,900	10,000	267,300
HURD JASON A	38,900	100,300		139,200
HURD, JASON A	33,000	160,900	10,000	183,900
HURLEY RUSSELL	40,900	202,900	10,000	233,800
HUSSEY ROBERT J	33,200	59,600	10,000	82,800
HUTCHINSON, DELORA M	46,600	195,300		241,900
HYDE KATIE L	41,400	208,000	10,000	239,400
J & S GRAVEL PRODUCTS, LLC	82,500			82,500
JACKSON STEPHEN L	32,600	183,500	10,000	206,100
JALBERT AMANDA	32,200	29,700	16,000	45,900
JAMIESON ANGELA A	31,600	52,900	10,000	74,500
JANOSCO JOHN SR	28,500	98,800	16,000	111,300
JANOSCO SR MICHAEL	28,300	151,600	10,000	169,900
JDLF PROPERTIES LLC	29,300	105,200		134,500
JDLF PROPERTIES LLC	30,900	157,600		188,500
JEWELL IRVING G	36,100	121,600	10,000	147,700
JILLSON CHARLES	31,900	92,800	10,000	114,700
JILLSON COLLEEN		26,100		26,100
JILLSON EDWARD	42,100	193,600	10,000	225,700
JILLSON EDWARD	31,700			31,700
JILLSON EDWARD W	48,000	143,000		191,000

Assessments as of April 1, 2014

Owner	Land	Building	Exemptions	Assessment
JILLSON EDWARD W	2,100			2,100
JILLSON RICHARD D	36,000	113,200	10,000	139,200
JILLSON SANDRA J.	32,200	61,000	10,000	83,200
JIPSON RYAN	33,700	68,800	10,000	92,500
JMN PROPERTIES	43,300	38,300		81,600
JMN PROPERTIES	31,700	22,300		54,000
JOEFIELD ESTHER	32,200	135,600	10,000	157,800
JOHNSON BRETT	31,600	79,500	10,000	101,100
JOHNSON BRIAN L	97,700			97,700
JOHNSON DANNY	22,300	17,600		39,900
JOHNSON ELAINE	73,700	44,100		117,800
JOHNSON LEROY A	31,900	106,300		138,200
JOHNSON SHAWN O	28,500	97,000		125,500
JOHNSON SUSAN	34,100	61,100	10,000	85,200
JOHNSON, BRETT	32,300			32,300
JOHNSTON JAMES H.	35,500	258,700	16,000	278,200
JONES DAVID H.	34,200			34,200
JONES DOREEN B	32,200	74,800	10,000	97,000
JONES, LAWRENCE P	23,000	103,000		126,000
JORDAN CHARLES JR	31,600	30,000	10,000	51,600
JORDAN MARK S	35,100	119,100		154,200
JORDAN ROY D.	31,900	110,400	10,000	132,300
JORGENSEN MARK O	24,600	131,500		156,100
JP MORGAN CHASE BANK	31,600	143,100		174,700
JUDD BENNIE	31,600	77,400	10,000	99,000
JULIAN PHILIP		112,700	16,000	96,700
JURAY AMY		16,700	10,000	6,700
JURSA JEREMY M	30,600	100,300		130,900
K P REALTY	38,700	255,400		294,100
K.P. REALTY LLC	29,300	100,200		129,500
KEANEY WILLIAM	81,800	122,300		204,100
KEARNS CAROL	31,700	41,200	10,000	62,900
KEELER ANDREA J	65,700	78,500		144,200
KEENE, RACHEL C	32,500	99,600	10,000	122,100
KEITH MARTIN COLBY II	32,200	116,100		148,300
KELLY DONALD J	33,700	158,500		192,200
KENNEDY DAVID J.	35,200	93,800	10,000	119,000
KENNEY DAVID D	28,500	139,000	10,000	157,500
KENNIE BETHANY	29,000	68,700	10,000	87,700
KERR CLEM	32,000	144,200	10,000	166,200
KIMBALL STANLEY M.	47,100			47,100
KINCHEN DOUGLASS C	33,000	105,700	10,000	128,700
KING KARL	39,800	2,800		42,600
KING WILLIAM F II	120,500	35,900		156,400
KINNEY ANGELA L	37,700	201,200	10,000	228,900
KINNEY, TIMOTHY	32,000	121,400		153,400
KIROUAC LORETTE R	32,700	107,600	10,000	130,300
KNIPPA RUTH	19,600			19,600
KNOBEL WILLIAM	33,100	96,700	16,000	113,800

Assessments as of April 1, 2014

Owner	Land	Building	Exemptions	Assessment
KNOWELTON ANNE E	66,000	68,900		134,900
KOLBE, ALEX A	32,400	41,100		73,500
KOLENZ JACOB	43,000	201,200	16,000	228,200
KOTTMAN PATRICIA	36,400	124,700	10,000	151,100
KRAMER JASON	33,100	164,100	16,000	181,200
KROG, BRADLEY	25,800			25,800
KROOK GEORGE	31,700	105,200	10,000	126,900
KULLSON JOHN	31,600	23,000	10,000	44,600
KURISKO GEORGE		27,600	16,000	11,600
LABBE WAYNE MICHAEL	124,000	51,800		175,800
LABBE, ADAM J	32,900			32,900
LABELLE O'NEIL J	28,500	75,200	10,000	93,700
LABERGE LEO RONALD JR	24,600	81,900		106,500
LABERGE OLENE M	38,600	104,100	10,000	132,700
LABERGE RAOUL	32,000	24,700	16,000	40,700
LABERGE RONALD	46,800			46,800
LABERGE TRACEY L.	31,600	104,500	10,000	126,100
LABONTE GARY	16,100			16,100
LABONTE GARY	17,200			17,200
LABONTE GARY J	47,200	163,600	10,000	200,800
LABONTE LINDA	31,700	119,000	10,000	140,700
LABRECQUE DIANE C (MARQUIS)	32,300	95,100	10,000	117,400
LABRECQUE RICHARD	30,700	124,900	10,000	145,600
LABRECQUE STEVEN	33,700	236,300	10,000	260,000
LABRIE DANIEL G	32,000	112,900	10,000	134,900
LACASCIO ROBERT	33,700	135,800		169,500
LACASSE EMILE A	22,300			22,300
LACASSE EMILE A	26,100	188,200	10,000	204,300
LACHANCE ANNE C	105,500			105,500
LACHANCE ANNE C	58,000			58,000
LACHANCE ANNE M	32,700	37,400	10,000	60,100
LACHANCE DANNY C	37,000	225,400	10,000	252,400
LACHANCE NORMAND	27,100			27,100
LACHANCE NORMAND	33,300	132,300	16,000	149,600
LACOMBE JAMES E	36,300	154,100	10,000	180,400
LACOMBE RICHARD D	32,700	184,400	10,000	207,100
LACOSTE JOLINE	22,100	94,300		116,400
LACOSTE JOLINE	33,800	116,200		150,000
LACOSTE, JOLINE ANITA	35,300	180,700	10,000	206,000
LACROIX LEE	41,700	115,600	10,000	147,300
LACROIX, RICHARD & LUKE J	32,300	166,700		199,000
LAFLAMME DANIEL	32,400	50,100		82,500
LAFLAMME ERIKA		24,000	10,000	14,000
LAFRAMBOISE DAVID R	82,700	112,400		195,100
LAGASSE BRIAN K	33,600	120,200	10,000	143,800
LAGASSE STEVEN	31,600	146,200	10,000	167,800
LAGASSIE MARIE R	28,500	31,200	16,000	43,700
LAGUE DEBRA L	31,400	39,100	10,000	60,500
LAGUE THEODORE	36,700	149,700	10,000	176,400

Assessments as of April 1, 2014

Owner	Land	Building	Exemptions	Assessment
LAGUEUX ALBERT	28,500	17,300	10,000	35,800
LAJOIE GERARD R	66,900	65,200	10,000	122,100
LAJOIE RITA & MARK	57,100	33,900		91,000
LALIBERTE JAMES R	32,200	186,900		219,100
LALIBERTE MICHAEL	33,700	134,700	10,000	158,400
LALIBERTE, LUCILLE		24,100	10,000	14,100
LALIBERTY DONALD M	32,200	128,900	10,000	151,100
LALIBERTY RICK	97,900	63,500	10,000	151,400
LAMBURN BEVERLY K.	54,800			54,800
LAMONTAGNE DONALD	31,600	81,700	10,000	103,300
LAMONTAGNE LOUIS	21,500	37,800	10,000	49,300
LAMONTAGNE PROPERTIES. LLC	39,600	290,200		329,800
LAND TREE CORP	32,300			32,300
LAND TREE CORP	33,000			33,000
LAND TREE CORP	31,100			31,100
LAND TREE CORP	31,500			31,500
LAND TREE CORP	29,300			29,300
LAND TREE CORP	29,500			29,500
LAND TREE CORP	28,300			28,300
LAND TREE CORP	28,400			28,400
LAND TREE CORP	30,100			30,100
LAND TREE CORP	31,700			31,700
LANDRY JEFFREY	3,200			3,200
LANDRY MARTIN		65,600	16,000	49,600
LANDRY THOMAS	31,600	118,500	16,000	134,100
LANE GLENN E	36,700	138,800	10,000	165,500
LANE RONALD	28,500	39,500		68,000
LANE RONALD C	31,600	80,400	10,000	102,000
LANE TIMOTHY SR	31,600	101,700	10,000	123,300
LANGLAIS GARY	31,600	39,200	10,000	60,800
LANGLAIS GARY J	36,000	175,000	10,000	201,000
LANGLAIS GERALD	68,500			68,500
LANGLAIS GERALD G	36,000	200,400		236,400
LANGLAIS, BRIAN R	39,000	196,700		235,700
LANGLOIS DANIEL G	33,200	178,900		212,100
LANGLOIS FERNAND	26,100	109,400	10,000	125,500
LANGLOIS FERNAND	20,100	22,000		42,100
LANGLOIS JENNIFER	35,500			35,500
LANGLOIS, FERNAND RICHARD	133,800	86,300		220,100
LANSLEY SCOTT	39,200	172,900	10,000	202,100
LAPLANTE DONALD N	107,500	180,800	10,000	278,300
LAPLANTE NORMAND JP	33,400	121,600	16,000	139,000
LAPLANTE ROBERT		59,400	16,000	43,400
LAPOINTE JON D	22,300	127,800		150,100
LAPOINTE JOSEPH	37,200	62,600	10,000	89,800
LAPOINTE MAURICE	32,000	49,300	10,000	71,300
LAPRISE CATHY E	31,600	112,000	10,000	133,600
LARKIN GLENDON		50,100		50,100
LARKIN WILLIAM J	2,300	800		3,100

Assessments as of April 1, 2014

Owner	Land	Building	Exemptions	Assessment
LARKIN WILLIAM J	31,100	89,500	16,000	104,600
LAROCHE RICHARD W JR	33,500	72,300		105,800
LAROCHE RONALD	34,300			34,300
LAROCHE RONALD S	32,500	121,900	10,000	144,400
LARSON, EDWIN S.	31,600	49,900		81,500
LARUE PAUL R	28,300	31,100		59,400
LATOUCHE LUCIENNE	42,500	117,900	16,000	144,400
LAURIA, AMEDEO	41,300	223,800	10,000	255,100
LAVALLEE BRUCE A	32,200	135,500	10,000	157,700
LAVERDIERE, RICHARD	120,500	41,200		161,700
LAVERTU DANIEL W	33,700	106,700	10,000	130,400
LAVOIE ANNETTE		32,100		32,100
LAVOIE PAUL J.	32,000	46,100	10,000	68,100
LAW STEPHANIE E.	31,600	67,900		99,500
LEAVITT RICHARD	51,000	90,300	10,000	131,300
LEBEL ANDREW	54,200	200,300	10,000	244,500
LEBEL JANICE R	44,200	48,600	10,000	82,800
LEBEL NORMAND	29,400	183,800	10,000	203,200
LEBEL PAUL	20,100	71,100		91,200
LEBEL PAUL & ROCHELLE	25,000			25,000
LEBEL PAUL & ROCHELLE	6,000			6,000
LEBLANC ARMAND J	28,500	33,500		62,000
LEBLANC MARC D	32,400	104,500		136,900
LEBLANC THOMAS L	29,900	39,700	10,000	59,600
LEBLANC, YVETTE		56,900	10,000	46,900
LEBRASSEUR, CHARLES		98,000	16,000	82,000
LEBRASSEUR, ROBERT & KIMBERLY		88,200	10,000	78,200
LECLAIR LEO	32,500	118,200		150,700
LECLAIR LINDIE		23,600	10,000	13,600
LECLAIR ROGER	57,900	109,700	10,000	157,600
LECOMPTE DANIEL	55,100	150,800	10,000	195,900
LEDGEWOOD ESTATES LLC	538,000			538,000
LEDGEWOOD ESTATES LLC	56,600			56,600
LEDGEWOOD ESTATES LLC		55,800		55,800
LEE WILLIAM C	28,600	106,800	10,000	125,400
LEEMAN JOSEPH S.	32,700	147,900		180,600
LEITE, JOHN JR	82,700	51,100		133,800
LEMAY JENNIFER L	26,800	86,500	10,000	103,300
LEMAY LEO ET AL	31,400	98,100	16,000	113,500
LEMIEUX ROBERT	34,200	91,200		125,400
LEMIEUX, AMY	22,300	71,000	10,000	83,300
LEMONT JEFFERY C	33,400	133,000		166,400
LEPACK CAROLYN	31,600	63,600	10,000	85,200
LEPAGE MARC A.	24,400	112,700	10,000	127,100
LESSARD RITA	38,300			38,300
LESSARD RODNEY		17,400		17,400
LETARTE LINDA	33,100	153,000	10,000	176,100
LETOURNEAU LEROY R II	31,600	112,700		144,300
LEVASSEUR DAVID N	31,600	58,200	10,000	79,800

Assessments as of April 1, 2014

Owner	Land	Building	Exemptions	Assessment
LEVASSEUR GLORIA M	22,300	88,500		110,800
LEVESQUE GLENN	22,300	87,800	10,000	100,100
LEVESQUE HOWARD	33,700	168,000	16,000	185,700
LEVESQUE JAMES	33,000	130,800	10,000	153,800
LEVESQUE JON PAUL	32,600	74,600		107,200
LEVESQUE NORMA	28,500	39,500	16,000	52,000
LEVESQUE NORMAND & ALDA		98,800	10,000	88,800
LEVESQUE PAUL	31,600	15,800	10,000	37,400
LEVESQUE PAUL T.	31,700	59,300	16,000	75,000
LEVESQUE RICHARD	31,600	46,400	10,000	68,000
LEVESQUE ROBERT		34,100	16,000	18,100
LEVESQUE RUSSELL R	32,000	33,400	10,000	55,400
LEVESQUE TOBY	35,100	165,500	10,000	190,600
LEVINE ATTRACTA	125,500	79,300		204,800
LEWIS AARON K	32,700	75,200		107,900
LEWIS PHILLIP	40,500	101,100	10,000	131,600
L'HEUREUX PAUL J	12,400			12,400
L'HEUREUX PAUL J	126,600	71,100		197,700
L'HOMMEDIEU JULIE F	32,400	102,800		135,200
LIGHT DAVID P	32,500	117,200	10,000	139,700
LINDSAY, JAMES & LORI		66,300		66,300
LINNELL ELIZABETH R	135,800	176,200	10,000	302,000
LIPOFSKY JOHN D	32,400	172,500	10,000	194,900
LIZOTTE EDGAR	31,600	146,200		177,800
LIZOTTE HERMAN	31,600	48,300	10,000	69,900
LOESBERG PAUL	96,900	98,800	16,000	179,700
LOMBARD BEVERLY A	29,500	95,200	10,000	114,700
LONG BRIAN	33,400	133,100	10,000	156,500
LONGCHAMP & SON INC	13,400			13,400
LONGCHAMPS & SON INC	12,300			12,300
LONGCHAMPS & SON INC	12,300			12,300
LONGCHAMPS & SON INC	12,300			12,300
LONGCHAMPS & SON INC	13,400			13,400
LONGCHAMPS & SON INC	12,300			12,300
LONGCHAMPS & SON INC	13,400			13,400
LONGCHAMPS & SON INC	13,400			13,400
LONGCHAMPS & SON INC	13,400			13,400
LONGCHAMPS & SON INC	13,400			13,400
LONGCHAMPS & SON INC	13,400			13,400
LONGCHAMPS & SON INC	12,300			12,300
LONGCHAMPS & SON INC	12,300			12,300
LONGCHAMPS & SON INC	12,300			12,300
LONGCHAMPS & SON INC	12,300			12,300
LONGCHAMPS & SON INC	13,400			13,400
LONGCHAMPS & SON INC	12,500			12,500
LONGCHAMPS & SON INC	12,300			12,300
LONGCHAMPS & SON INC	13,400			13,400
LOPEZ, VALERIE L	31,600	82,200	10,000	103,800

Assessments as of April 1, 2014

Owner	Land	Building	Exemptions	Assessment
LOVELL, PHILLIP M	34,100	47,600	10,000	71,700
LOVELL, RICHARD A.	33,700	109,800		143,500
LOVETT BRUCE	29,300	190,900	10,000	210,200
LOWE ELIZABETH		93,600	10,000	83,600
LUNDBERG, EMILY	32,400	65,900	10,000	88,300
LUNN BRIAN	32,000	68,800	10,000	90,800
LUONGO BRIAN	26,100	95,300	10,000	111,400
LUONGO BRIAN P	26,100	64,500		90,600
LYDON, JOHN	31,600	84,200	10,000	105,800
LYNCH JANICE	38,300	144,800	10,000	173,100
LYNCH SHAWN	33,300	94,900	10,000	118,200
LYNCH, BRYAN P.	31,600	42,600	10,000	64,200
LYONS DAVE	29,400	111,500	10,000	130,900
LYONS THOMAS J	32,400	46,500	10,000	68,900
MACDONALD STEPHEN	35,700	98,200	10,000	123,900
MACDOUGALL CHARLES	7,900			7,900
MACHOWSKI ROSEMARY		34,500	10,000	24,500
MADDEN, TINA	31,800	130,500	10,000	152,300
MADDOX ROBERT W	29,300	154,900		184,200
MADORE CORY M	33,500	90,900	10,000	114,400
MADORE DAVID M	31,600	47,200		78,800
MADORE NELSON	31,600	124,600	10,000	146,200
MADORE RICHARD J	28,500	36,100	10,000	54,600
MADORE ROLAND J	33,500	129,600	10,000	153,100
MADORE, DAVID	29,000	161,000		190,000
MADORE, VALIER J.		34,500	10,000	24,500
MAILHOT MARTIN	36,500	145,300	10,000	171,800
MAILLET DENIS	41,500	100,500		142,000
MAILLET DENIS L	21,500	75,300		96,800
MAILLET DENIS L	20,700	132,300		153,000
MAILLET DENIS L	13,100	8,900		22,000
MAINE GRAVEL SERVICES		302,200		302,200
MAINE GRAVEL SERVICES	201,000			201,000
MAINE STATE HOUSING AUTHORITY	33,100	87,700		120,800
MAINE TURNPIKE AUTHORITY		51,900	51,900	
MAINE TURNPIKE AUTHORITY	37,700		37,700	
MAINE TURNPIKE AUTHORITY	40,700		40,700	
MALINOWSKI PETER S	31,600	83,000	10,000	104,600
MALLETT EDWARD JR	35,100	128,300		163,400
MALOY AMANDA	35,800	203,000	10,000	228,800
MANN JOHN	34,300			34,300
MANN JOHN T	77,800			77,800
MARCELLO DAVID T	22,100	65,900		88,000
MARCOTTE NORMAND R	32,500	103,900	10,000	126,400
MARCOTTE RYAN L	32,400	162,200		194,600
MARCOUX MARYSE J	33,500	96,300		129,800
MARITIMES AND NORTHEAST		1,736,800		1,736,800
PIPELINE LLC				
MARQUIS ALFRED	24,400	89,000	16,000	97,400

Assessments as of April 1, 2014

Owner	Land	Building	Exemptions	Assessment
MARQUIS BRANDY D	38,000	172,500	10,000	200,500
MARQUIS PAUL A	31,600	63,200	10,000	84,800
MARQUIS ROGER C	24,600	110,200	10,000	124,800
MARQUIS STEVE A PR	32,200	87,300	10,000	109,500
MARQUIS STEVE J	31,600	56,900	10,000	78,500
MARSH DAVID JR	19,700	121,000	10,000	130,700
MARSH THEODORE	31,600	64,700	16,000	80,300
MARSHALL HAROLD	32,200	84,000		116,200
MARSTERS DAVID N	32,600	89,700	16,000	106,300
MARSTON LAURA	38,500	118,800		157,300
MARTEL ANNA	35,700	32,400	10,000	58,100
MARTEL ANNA		36,100		36,100
MARTEL, MARK	22,000	75,000		97,000
MARTIN BRIAN		40,000	10,000	30,000
MARTIN DAVID	31,700	38,000	10,000	59,700
MARTIN GINETTE M	33,100	56,300	10,000	79,400
MARTIN HEIRS	22,700			22,700
MARTIN JIM		29,800		29,800
MARTIN, NORMAND	34,600	213,600		248,200
MARTINEAU BLAINE	31,600	79,100	10,000	100,700
MARTINEAU DORIS A	28,500	136,000	10,000	154,500
MARY GROVER		16,200		16,200
MASON HAROLD	32,000	37,400		69,400
MASON, PATRICIA		90,400	10,000	80,400
MASTRIANNO REBECCA C.	37,000	255,200		292,200
MATHIEU ANTOINETTE F	34,100	124,900	10,000	149,000
MATHIEU GEORGETTE	32,200	159,900	10,000	182,100
MATHIEU GERARD	31,600	45,300	10,000	66,900
MATHIEU JOHN	55,900			55,900
MATHIEU MARCEL G	32,700	32,600	10,000	55,300
MATHIEU ROBERT D	31,600	48,500	10,000	70,100
MATHIEU ROGER W	37,900	30,300	10,000	58,200
MAURICE RAYMOND	32,200	86,600	10,000	108,800
MAURICE, EDGAR		67,200	10,000	57,200
MAWHINNEY ANGUS	32,400	108,500	10,000	130,900
MAXIM RICHARD J	31,600	47,400		79,000
MAXWELL WILLIAM C	31,600	36,900		68,500
MCBRIDE MICHAEL JR	30,700	137,400		168,100
MCCARTHY SYLVIA		13,200	10,000	3,200
MCCAULEY JOHN	38,100	15,900		54,000
MCCAULEY JOHN	37,800	111,400	10,000	139,200
MCDANIELS VIRGINIA	37,300	143,800	10,000	171,100
MCDONALD DARREN R	33,100	54,900	10,000	78,000
MCDONNELL JON L	32,400	137,900		170,300
MCEACHERN DAVID	32,400	32,100	10,000	54,500
MCELHANEY, ELIJAH J	36,500	134,900	10,000	161,400
MCFARLAND BRIAN	31,600	65,000	10,000	86,600
MCGUIRE ROBERT	33,000	139,900		172,900
MCINTOSH DIANE F	34,700	86,800	10,000	111,500

Assessments as of April 1, 2014

Owner	Land	Building	Exemptions	Assessment
MCKAY MAURICE	33,500	164,100		197,600
MCKEEN CHARLENE	32,200	36,500	16,000	52,700
MCKENZIE JEFFREY	32,300	59,600	10,000	81,900
MCKINNEY JEFFREY	32,700	154,400	10,000	177,100
MCLAIN WILLIAM C	33,600	75,900	10,000	99,500
MCLAUGHLIN CLAYTON E	32,200	116,000	10,000	138,200
MCLAUGHLIN, THEODORE	32,000	58,500		90,500
MCLEAN JOHN	134,400	389,400	10,000	513,800
MCLEAN KIMBERLY	34,300	131,100		165,400
MCLEAN TINA J	34,000	57,900		91,900
MCMURRY GARY	32,200	134,400	10,000	156,600
MCRAE MARGARET A	48,600	6,900		55,500
MCTHOMPSON NOEL	29,300	83,000		112,300
MCY REAL ESTATE LLC	41,900	584,200		626,100
MEADER BARBARA		93,000	16,000	77,000
MECHANICS SAVINGS BANK	33,300	215,400		248,700
MELANSON AMBER L	38,300	149,000	10,000	177,300
MELANSON MARY L	35,300	105,300	10,000	130,600
MELDRUM THOMAS	81,800	43,300		125,100
MELLETTE STEPHEN H	32,400	166,900	10,000	189,300
MELTON LINDA TRUSTEE	33,200			33,200
MENNEALY JON	34,800	131,400	10,000	156,200
MERCHANT MURIEL	31,600	85,800	10,000	107,400
MERCIER ALFRED A	28,500	145,600	16,000	158,100
MERCIER, TIMOTHY	32,200	115,400	10,000	137,600
MERRILL ALTON	33,000	40,100		73,100
MERRILL ALTON	32,200	118,900	16,000	135,100
MERRILL BRUCE R	73,700	177,000	10,000	240,700
MERRILL DANIEL	51,900	191,700	10,000	233,600
MERRILL GEORGE	2,600			2,600
MERRILL GEORGE	39,300			39,300
MERRILL GEORGE A	140,300	148,000	10,000	278,300
MERRILL ROBERT	32,800	97,200	10,000	120,000
MERRYMAN WILLIAM	34,200	124,000	10,000	148,200
MICHAUD CLIFFORD J	31,700	85,100	10,000	106,800
MICHAUD DALE	31,600	37,400	10,000	59,000
MICHAUD ELIZABETH	32,200	51,700	16,000	67,900
MICHAUD JEFFREY D	32,200	154,600		186,800
MICHAUD JOSEPH		48,700	10,000	38,700
MICHAUD MICHAEL P	34,600	108,200	10,000	132,800
MICHAUD NORMAND D	32,200	127,600	10,000	149,800
MICHAUD RAYNOLD C JR	34,000	52,400	16,000	70,400
MICHAUD STEPHEN	31,600	93,700	10,000	115,300
MICHAUD TODD J	35,800	172,200		208,000
MICHEL ERIK R	33,900	128,000	10,000	151,900
MICHEL JASON	32,500	127,200	10,000	149,700
MILLER CHARLES L.	31,600	92,200	10,000	113,800
MILLER DARLEEN	64,500	38,300		102,800
MILLER DAVID M	48,800	419,500		468,300

Assessments as of April 1, 2014

Owner	Land	Building	Exemptions	Assessment
MILLER GAIL M	26,100	119,300		145,400
MILLER JOHN A.	34,300	109,300	10,000	133,600
MILLER WILLIAM D	33,700	120,400	10,000	144,100
MILLER, GROVER	29,000	101,500	10,000	120,500
MILLETT, TIMOTHY ALAN	31,100	34,100		65,200
MILLS TAMMY L	32,400	135,500		167,900
MINNIS JEFFREY D	40,700	171,600	10,000	202,300
MOCKLER, ALBERT A	31,600	41,300		72,900
MONDOR DONALD	42,300	88,000	10,000	120,300
MONETTE GEORGE J.	42,300	169,100	16,000	195,400
MONTMINY TAMRA	32,000	67,400	10,000	89,400
MONTRONE CAROL	81,800	27,800		109,600
MOODY JOAN	34,200			34,200
MOODY, BENJAMIN W	34,300	152,600	10,000	176,900
MOODY, DARIN R.	32,700	100,200	10,000	122,900
MOONEY RICHARD F.	31,600	124,500	10,000	146,100
MOORE JEANNETTE E	33,000	38,500	16,000	55,500
MOORE, WENDALL I	32,300	62,400	16,000	78,700
MOREA MARILYN		33,900		33,900
MOREAU, ROXANNE	32,200	49,200		81,400
MORGAN GRANVILLE	123,400			123,400
MORGAN GRANVILLE	105,800			105,800
MORGAN GRANVILLE	32,800			32,800
MORGAN WINSTON	32,200	104,200	10,000	126,400
MORIN ANDRE	33,600	100,000	10,000	123,600
MORIN CHRISTEN	32,400	139,900	10,000	162,300
MORIN CONSTANCE	22,300	43,800	10,000	56,100
MORIN DENISE T	35,200	167,600	10,000	192,800
MORIN DORALICE	51,500			51,500
MORIN DORALICE	3,100			3,100
MORIN HEIDI	35,400	112,800	10,000	138,200
MORIN JAMES	35,400	153,800	10,000	179,200
MORIN MICHAEL	43,500	167,400	10,000	200,900
MORIN PAULINE C	32,400			32,400
MORIN ROGER	28,400	111,700	16,000	124,100
MORIN ROLAND	31,600	71,400	6,000	97,000
MORIN RONALD	33,600	120,800	16,000	138,400
MORING, TINA M	28,500	186,000		214,500
MORISSETTE NORMAND P	32,300	186,000	10,000	208,300
MORNEAULT FRANCES	32,800	125,700	10,000	148,500
MORNEAULT LIVING TRUST	29,000	111,500	16,000	124,500
MORRISON, RYAN L	28,300	113,100	10,000	131,400
MOTT WENDY	123,600	87,700	10,000	201,300
MOULTON, MARK D	32,300	107,900	10,000	130,200
MOYSE DAVID D.	26,800	124,600		151,400
MURPHY KENNETH	31,600	57,500		89,100
MURPHY LORETTE	85,600	90,000		175,600
MURPHY MICHAEL J III	35,700	105,000	16,000	124,700
MWPII 3, LLC	23,100	151,000		174,100

Assessments as of April 1, 2014

Owner	Land	Building	Exemptions	Assessment
MYRICK BRUCE	193,700	122,000		315,700
NADEAU BROOKE	35,300	278,100		313,400
NADEAU EDWARD P	26,800	79,100		105,900
NADEAU FIDELE J	31,700	46,300	10,000	68,000
NADEAU GERALD A SR	32,200	142,800	10,000	165,000
NADEAU JOSEPH A & MARISA D	33,200	263,000	10,000	286,200
NADEAU LOUISE A	33,000			33,000
NADEAU TIMOTHY L	28,500	34,900	16,000	47,400
NADEAU TORI	20,100	111,000		131,100
NADEAU, MICHAEL	42,600	477,400	10,000	510,000
NADEAU, RAYMOND		102,100	10,000	92,100
NAHER GARY		38,900	10,000	28,900
NAULT ROLAND	32,000	79,200	16,000	95,200
NEEDHAM, MICHAEL	22,100	120,700	10,000	132,800
NEIL RICHARD	24,600	67,100		91,700
NELSON, ALICIA A	33,400	49,200	10,000	72,600
NEW KEVIN N	31,600	174,100	10,000	195,700
NEWTON RICHARD	33,700	149,400	10,000	173,100
NICHOLS GERALD L	32,200	39,400	10,000	61,600
NICHOLS JEAN T	32,300	85,000	10,000	107,300
NICKERSON ERNEST	28,500	110,300	10,000	128,800
NICKERSON JANET M	26,800	100,100	10,000	116,900
NICKERSON, RICHARD & ADRIENNE	32,200	37,800	10,000	60,000
NOBLE VIRGINIA	32,200	148,300		180,500
NOEL TIMOTHY	32,200	85,800	10,000	108,000
NOLIN JOSEPH	31,600	206,100	16,000	221,700
NORMAN HERBERT J	51,900	184,500		236,400
NORTHEAST DREAM CENTER	29,500		29,500	
NORTHERN NEW ENGLAND TELEPHONE	22,200	113,800		136,000
NORTON GARY	31,600	47,400	10,000	69,000
NORWOOD, GARY	30,100	73,600	10,000	93,700
NOWICKI, STEPHANIE A	120,500	56,400		176,900
NULTY BETTY J.	31,600	32,200	10,000	53,800
NUZZO RICKY		25,400	10,000	15,400
OAK NORMAN E	31,600	27,200	10,000	48,800
OBENHAUS DOUGLAS	31,600	45,200	10,000	66,800
O'BRIEN LAURA		24,700	10,000	14,700
O'CONNELL GEORGE	28,300	117,400	10,000	135,700
OHMAN, LARS P.	40,800	151,200	16,000	176,000
O'LEARY GEORGETTE		25,400	10,000	15,400
OLIVER MICHAEL	37,000	15,000		52,000
OLIVER MICHAEL S	55,300	146,700	10,000	192,000
OLIVERIA MISTI	28,300	125,400	10,000	143,700
OLKO MARK	29,300	106,800		136,100
OLKO MARK	22,300			22,300
OLKO MARK	37,000			37,000
OLKO MARK	20,700			20,700
OLKO MARK P	20,900			20,900
OLKO, MARK P	18,200			18,200

Assessments as of April 1, 2014

Owner	Land	Building	Exemptions	Assessment
ORCHARD CRAIG	31,600	36,900		68,500
OSTRANDER, NONA		26,600	16,000	10,600
OUELLETTE CHRISTOPHER	35,700	30,900		66,600
OUELLETTE DONALD	32,900	153,900	10,000	176,800
OUELLETTE MARY L	32,200	81,400		113,600
OUELLETTE PATRICIA	33,700	40,700		74,400
OUELLETTE RICHARD R	49,700	152,400	10,000	192,100
OUELLETTE ROBERT D	57,100	45,500		102,600
OUELLETTE THOMAS	31,900	179,500		211,400
OUELLETTS, LARRY	31,600	113,100		144,700
OUELLETTE, MICHELLE	30,400	91,800		122,200
OUELLETTE, PAUL M.	35,800	185,700	16,000	205,500
PACE JOHN G	31,600	86,800	10,000	108,400
PACKARD AUTUMN		26,500	10,000	16,500
PACKARD EDWIN S	27,100	49,900	10,000	67,000
PACKARD ROBERT P	17,800			17,800
PAGE MELANIE	33,300	30,100		63,400
PAINTON MEGHAN	33,500	59,900		93,400
PALANGE JULIEN	39,000			39,000
PAQUETTE DONALD R	124,000	107,600	10,000	221,600
PAQUETTE DONALD R	32,700	51,800		84,500
PAQUETTE GARY A	29,000	115,800	10,000	134,800
PARADIS JOHN	42,200	219,700	10,000	251,900
PARADIS KELSIE L	31,600	155,600	10,000	177,200
PARADIS, RICHARD R	35,700			35,700
PARASKEVAKAS ROBERT		14,700	14,700	
PARE JOSEPH	33,700	72,300		106,000
PARE MARK H JR	46,200	75,000		121,200
PARE MARK H SR	33,600	105,100	10,000	128,700
PARE MARK H SR	15,100			15,100
PARE MARK H SR	39,400	17,200		56,600
PARE MICHAEL	150,500	52,300		202,800
PARENT LOUIS P	33,700	130,900	10,000	154,600
PARENT PAUL & CECILE		98,500	10,000	88,500
PARENT RAY		24,300		24,300
PARENT, NEWMAN L.		95,900	14,000	81,900
PARENT, SHAUN M.	37,800	135,800	10,000	163,600
PARKER C	33,700	135,600		169,300
PARKER JEFFERY R	31,600	44,700		76,300
PARKER JOHN	31,700	27,900	10,000	49,600
PARKER RODNEY S	28,500	124,400	10,000	142,900
PARKER SHAWN A	28,400	108,200	10,000	126,600
PARKER VIRGINIA H	26,800	49,100		75,900
PARKER, BRUCE H.		93,000	16,000	77,000
PARKS LAURENCE W	28,500	135,700	16,000	148,200
PARKS THOMAS B	33,600	167,000	10,000	190,600
PASSALAQUA SHIRLEY A	31,600	56,200		87,800
PATNAUDE RICHARD T	30,200	99,500	10,000	119,700
PEARSON JOSEPH L	35,200	135,800	10,000	161,000

Assessments as of April 1, 2014

Owner	Land	Building	Exemptions	Assessment
PEASE DAMIEN	28,500	61,800	10,000	80,300
PELLETIER DAVID	31,600	77,500	10,000	99,100
PELLETIER LINDA T	33,300	132,800	10,000	156,100
PELLETIER MICHAEL R	32,200	115,600	10,000	137,800
PELLETIER NICOLE		31,100	10,000	21,100
PELLETIER PAULINE		36,100	10,000	26,100
PELLETIER PAULINE	23,400	81,100	10,000	94,500
PELLETIER RICHARD	31,400	104,100	10,000	125,500
PELLETIER, PAULINE	31,900	145,200	10,000	167,100
PELLETIER, PHILIP R	38,800	117,400	16,000	140,200
PELLETIER, WILLIAM G.	22,300	148,500	10,000	160,800
PEMBERTON EDWARD	32,800	45,700	10,000	68,500
PEMBERTON EDWARD	32,200			32,200
PEPIN ROLAND G	32,200	47,200	16,000	63,400
PERKINS SCOTT	32,200	35,100	10,000	57,300
PERKINS, TROY S	35,200	140,700	10,000	165,900
PERREAULT, CRAIG	32,400	224,900		257,300
PERRIER HENRY B	43,100	192,800	16,000	219,900
PERRIER JOHN R	32,500	75,500	10,000	98,000
PERRIER STEVEN	32,300	39,500	10,000	61,800
PERRON WORTH MALISSA	36,400	213,300		249,700
PERRON BERTRAND	31,600	116,100		147,700
PERRON BERTRAND	31,600	164,500		196,100
PERRON BERTRAND	137,500	205,000	10,000	332,500
PERRON BERTRAND	31,600	46,000		77,600
PERRON BERTRAND	31,600	18,800		50,400
PERRON CHRISTOPHER	76,700	71,800	10,000	138,500
PERRON DENNIS	63,900	19,000	10,000	72,900
PERRON DENNIS	33,500	21,400		54,900
PERRON DONNA		207,500		207,500
PERRON DONNA	33,400	169,900		203,300
PERRON DONNA	81,300	263,000	16,000	328,300
PERRON JEFFREY	37,900	245,800		283,700
PERRON JOSEPH	31,600	112,200		143,800
PERRON JOSHUA J	32,200	159,800	10,000	182,000
PERRON RICHARD	31,400	33,800		65,200
PERRON RICHARD W	34,000	186,900	10,000	210,900
PESA, LLC	27,100	102,500		129,600
PESA, LLC	22,300	84,800		107,100
PESSANT JOLINE	56,500	88,700	10,000	135,200
PESTKA ERIC	31,400	40,200		71,600
PETERS FRANK A J	112,300			112,300
PETERS JESSICA L	29,200	112,800		142,000
PETERS KERMIT A	33,500	141,000	10,000	164,500
PETERSEN SANDRA	25,100	18,900	10,000	34,000
PETROFF RYAN E	28,800	188,000	10,000	206,800
PETRUSKA JOSEPH J II	33,700	140,800	10,000	164,500
PHELAN, ESTATE OF IRENE D	23,500			23,500
PHILLIPS BONNIE	25,300	77,900		103,200

Assessments as of April 1, 2014

Owner	Land	Building	Exemptions	Assessment
PHILLIPS CAROLE E	41,600	77,500	10,000	109,100
PICARD RAYMOND	32,000	51,000	10,000	73,000
PICKARD, SCOTT & DEANNA	31,900	279,800	10,000	301,700
PICKENS ROBERT JR	32,200	70,900		103,100
PICKER LEELAINE		90,100	10,000	80,100
PICKETT CHAD	33,800	178,300	10,000	202,100
PIERCE CHARLES	32,400	45,100	10,000	67,500
PIERRE CRAIG S	28,500	115,100		143,600
PIERRE PAULINE J	31,600	34,300		65,900
PIETROWICZ, THEREASA J.	31,700	93,500	10,000	115,200
PINARD DAVID	43,500	57,000		100,500
PINARD DAVID	50,300			50,300
PINARD DAVID	32,800			32,800
PINARD DAVID	18,100			18,100
PINARD DAVID L.	32,200	175,300	10,000	197,500
PINARD DAVID P	33,000	69,500	10,000	92,500
PINARD LEO JR	32,400	44,000	10,000	66,400
PINARD MARK	26,800	86,400	10,000	103,200
PINARD MICHAEL	24,800	16,500	10,000	31,300
PINARD RICHARD	31,600	124,300	10,000	145,900
PINARD ROBERT A JR	34,200	198,600	10,000	222,800
PINARD ROBERT A SR	35,200	144,400	10,000	169,600
PINARD RONALD	32,200	104,300	10,000	126,500
PINARD ROSAMOND	32,500	54,900	10,000	77,400
PINARD ROSAMOND L	54,500			54,500
PINARD THOMAS	32,800	173,600	10,000	196,400
PINARD WILLIAM	32,700			32,700
PINARD WILLIAM A	30,700	150,900	10,000	171,600
PLEASANT HILL CEMETERY		4,600	4,600	
PLOURDE JEFFREY S	38,100	175,700	10,000	203,800
PLOURDE MARK J	32,000	70,600	10,000	92,600
PLOURDE ROBERT	37,800	102,000	10,000	129,800
PLOURDE RODNEY A	33,700	244,300	10,000	268,000
PLOURDE STEVEN	28,500	37,700		66,200
POIRIER HENRIETTE	40,100			40,100
POIRIER LORRAINE	107,100	93,800	16,000	184,900
POIRIER RAYMOND	121,100			121,100
POIRIER, JASON M	32,200	73,900		106,100
POLLEY BETTY	28,500	27,800	16,000	40,300
POLLEY RUTH E.	35,400	157,800	16,000	177,200
POMERLEAU ARMAND L.	34,000	157,800	10,000	181,800
POMERLEAU DAVID	32,700	138,500	10,000	161,200
POMERLEAU JENNIFER M	133,800	69,400		203,200
POMERLEAU PAUL	39,800	214,100	10,000	243,900
POND ROXANNE V	39,500	213,000	10,000	242,500
PONTBRIAND MICHAEL	32,300	166,100	10,000	188,400
POOLE, JONICA C	31,900	82,900		114,800
POSNICK, JENNIFER	31,600	154,600	10,000	176,200
POTVIN MICHAEL A	31,100	110,200	10,000	131,300

Assessments as of April 1, 2014

Owner	Land	Building	Exemptions	Assessment
POTVIN SUSAN	31,600	113,000		144,600
POULIN JEAN L	30,100	153,800	10,000	173,900
POULIN MARIA L	36,600	124,100	10,000	150,700
POULIN MICHAEL	33,400	69,200	10,000	92,600
POULIN MICHAEL J.	22,200	65,100		87,300
POULIN MICHAEL L	32,200	139,100	10,000	161,300
POULIN NORMAND R.	34,800	150,100	10,000	174,900
POULIN PATRICIA M	32,200	135,900	10,000	158,100
POULIN SUSAN M		42,500	16,000	26,500
POUSSARD ARTHUR J	32,500	139,200	16,000	155,700
POUSSARD LOUIS L	30,200	121,500	10,000	141,700
POUSSARD MARC	31,900	141,200		173,100
POUSSARD, JENNINE B.	33,600	126,500	10,000	150,100
POUZOL RICHARD C	32,200	136,600	10,000	158,800
POWELL JACQUELINE	31,600	64,600	10,000	86,200
POWERS JAMES A JR	31,600	68,300	10,000	89,900
PRATT CAROLYN		28,000	10,000	18,000
PRATT JEAN	32,400	74,900	10,000	97,300
PRATT LEO	28,400	87,000		115,400
PRATTE JEAN	47,000			47,000
PRESCOTT SCOTT	37,400	94,700	10,000	122,100
PRIDE DANA & TINA	29,800	105,700	10,000	125,500
PRIDE MICHAEL E	28,300	80,400	16,000	92,700
PRIMEVARA BRIAN J	31,900	97,600	10,000	119,500
PRINCE CHARLES R	5,500			5,500
PRINCE CHARLES R	7,400			7,400
PRINCE CHARLES R	114,600	175,400		290,000
PRINCE SALLY	65,100	149,800	10,000	204,900
PROCTOR STANLEY	31,700	87,900	16,000	103,600
PROVENCHER PAUL	35,400	154,800	10,000	180,200
PROVENCHER PAUL	73,100	62,100		135,200
PROVOST ANTHONY J	32,800	144,300	10,000	167,100
PROVOST CORY JAMES	29,300	27,300		56,600
PROVOST GREGOIRE	31,400	201,500	10,000	222,900
PROVOST ROLAND L	32,200	135,600	10,000	157,800
PROVOST, MARK	28,400	50,000	10,000	68,400
PRUITT DANIEL	38,800	167,100	10,000	195,900
PULK TONY	34,200	41,200	10,000	65,400
PULK TONY	31,600	43,200		74,800
QUINLAN JAMES W.	40,600	200,100	10,000	230,700
QUINN MARGARET M	61,500	26,500		88,000
RABER LESLIE	35,400			35,400
RABER LESLIE	40,000	445,900	16,000	469,900
RABER LESLIE	54,700			54,700
RABER, SUZANNAH K.	22,300	95,400		117,700
RAC ANDREW	36,400			36,400
RAC RACHEL	33,300	241,600	10,000	264,900
RAC RACHEL Y	32,800			32,800
RADCLIFFE KAREN H	33,700	59,900		93,600

Assessments as of April 1, 2014

Owner	Land	Building	Exemptions	Assessment
RADEL, JENNIFER L.	32,700	138,600		171,300
RAINEY MARIE PATRICIA	34,500	149,600	10,000	174,100
RAMIN RICHARD	29,300	51,700	10,000	71,000
RANCOURT BERNARD	64,400			64,400
RANCOURT BERNARD	225,400	338,200	10,000	553,600
RANCOURT BRIAN	111,800	295,200		407,000
RANCOURT BRIAN	38,000			38,000
RANCOURT BRIAN & GUERETTE KAYLA	38,700	6,600		45,300
RANCOURT DAVID		85,200	10,000	75,200
RANCOURT GEORGE JR		46,300		46,300
RANCOURT JAMES R	91,700			91,700
RANCOURT JAMES R	49,200	62,400	10,000	101,600
RANCOURT JOLINE N	55,900	179,000	10,000	224,900
RANCOURT LISA	33,000	136,000	10,000	159,000
RANCOURT PAUL	96,500	391,100	10,000	477,600
RANCOURT PAUL	28,500			28,500
RANCOURT PAUL A & DEBRA L	44,200			44,200
RANCOURT RYAN		22,900	10,000	12,900
RANCOURT THERESA	31,600	97,300	10,000	118,900
RANCOURT, BRIAN R	32,200	66,100		98,300
RANCOURT BRIAN & GUERETTE KAYLA	184,400			184,400
RAND MAYNARD E. SR	32,500	83,100	10,000	105,600
RANDALL BENJAMIN	37,000	137,300	10,000	164,300
RAWSTRON CHERYL A.	32,000	46,900	10,000	68,900
RAWSTRON RYAN	54,000	99,100	10,000	143,100
RAY DONALD J	33,000	124,700	10,000	147,700
RAY KATHY		28,800		28,800
RAY RITA		14,200		14,200
RAY RITA M	31,600	57,700	16,000	73,300
RAYMOND CINDY	31,600	70,600		102,200
RAYMOND MICHAEL G	32,200	138,700		170,900
RAYMOND ROBERT	28,500	30,200	10,000	48,700
RAYMOND-ROUTHIER PEARL J	32,200	121,300		153,500
REDDEN, ROBERT J	32,400	44,700		77,100
REED CLINTON	76,500			76,500
REED CLINTON S	16,000			16,000
REED SUSAN A	33,300	79,900		113,200
REED, SUSAN	28,400	46,200		74,600
REEDY TODD D	34,700	239,700		274,400
RENY, ROLAND		20,400		20,400
REYNOLDS MARK E	38,200	129,700	10,000	157,900
REYNOLDS RANDEE R	120,500	150,400		270,900
RICHARD FERNAND	134,500			134,500
RICHARD MICHAEL	31,600	44,100	10,000	65,700
RICHARD RONALD J	42,500	62,200	10,000	94,700
RICHARD TRACY	47,500	41,300		88,800
RICHARD, FERNAND R	32,200	81,200		113,400
RICHARDS BRANDON		29,500		29,500
RICHARDS HOY B JR	4,900	104,700	10,000	99,600

Assessments as of April 1, 2014

Owner	Land	Building	Exemptions	Assessment
RICHARDS LEONARD		69,400		69,400
RICHARDS LEONARD P	34,500	167,700	10,000	192,200
RICHARDSON TERRY LEE	33,100	44,900		78,000
RICKER STEPHEN		54,300	10,000	44,300
RIDLEY ARNOLD F SR	31,600	15,300		46,900
RIDLEY ARNOLD JR	32,200	33,100		65,300
RIDLEY KATHY	34,300	150,500	10,000	174,800
RIDLEY, TINA	33,500	47,500	10,000	71,000
RIDLEY, TODD	25,800	45,900		71,700
RIDLON ANDREW S.	31,600	109,700	10,000	131,300
RIENDEAU MARIETTE G	33,400	47,500		80,900
RINES WALTER M III	31,600	46,100	10,000	67,700
RING PHYLLIS	40,300	2,300		42,600
RING STEVEN I	32,600	140,300	10,000	162,900
RIOUX ARTHUR	31,900	63,500	16,000	79,400
RIOUX CATHERINE	32,200	157,500	10,000	179,700
RIOUX DANIEL D	31,600	63,500	10,000	85,100
RIOUX MAURICE	33,700	139,500	10,000	163,200
RIOUX RONALD	66,900	72,200	16,000	123,100
RITCHIE CARROLL	82,700	78,700	10,000	151,400
RITCHIE JEFFREY S	79,700	66,000	10,000	135,700
RITCHIE MELISSA T	31,600	228,500	10,000	250,100
RMI LLC	32,500			32,500
RMI LLC	32,400			32,400
RMI LLC	32,200			32,200
RMI LLC	32,500			32,500
RMI LLC	32,600			32,600
RMI LLC	32,300			32,300
RMI LLC	32,300			32,300
RMI LLC	32,500			32,500
RMI LLC	32,600			32,600
RMI LLC	32,400			32,400
RMI LLC	33,600			33,600
RMI LLC	32,600			32,600
RMI LLC	32,400			32,400
RMI LLC	32,600			32,600
RMI LLC	51,300			51,300
RMI LLC	32,800			32,800
RMI LLC	47,000			47,000
ROANE THOMAS A	31,600	133,000	10,000	154,600
ROBBINS ALBERT	35,300	147,700	10,000	173,000
ROBBINS, WILLIAM L	32,200	134,100		166,300
ROBERGE ADAM R	31,100	124,100		155,200
ROBERGE NICOLE D	32,300	68,400	10,000	90,700
ROBERT SCOTT		74,400		74,400
ROBERTS CHARLES	37,800	311,700		349,500
ROBERTS CHARLES	83,500	327,700		411,200
ROBERTS JESSICA	22,300	97,100	10,000	109,400
ROBERTS PROPERTIES LLC	34,400	46,200		80,600

Assessments as of April 1, 2014

Owner	Land	Building	Exemptions	Assessment
ROBERTS WILLIAM P	34,800	115,800		150,600
ROBICHAUD JANE	31,600	50,800		82,400
ROBICHAUD ROXANE	32,300	36,900	10,000	59,200
ROBINSON TIMOTHY A	28,500	102,100		130,600
ROBINSON, DIANE L	32,200	39,300		71,500
ROBINSON, FEDERIC J	38,000	182,200	10,000	210,200
ROBITAILLE NORMAND A	26,800	83,700	10,000	100,500
ROBITAILLE SCOTT R	29,000	70,000		99,000
ROBITAILLE VICTOR A	32,300	121,700	16,000	138,000
ROCH LIONEL J JR	32,800	49,000	10,000	71,800
ROCK ARNOLD F		24,800		24,800
RODERICK DAWN	22,300	81,200	10,000	93,500
RODERICK PATRICIA J	33,800	47,500	16,000	65,300
RODERICK PATRICIA J	43,900	102,400		146,300
RODRIGUE MAURICE	26,100	32,900		59,000
ROGERS, RALPH & KATHLEEN	32,400	112,800	10,000	135,200
ROMANO, AMY	33,100	116,400	10,000	139,500
ROSE ALLEN		24,400	10,000	14,400
ROSENBERG RICHARD A	84,100	80,500	16,000	148,600
ROSS LEIGH	32,200	36,000	10,000	58,200
ROSS TONIA	33,000	188,100		221,100
ROSSIGNOL DAVID	36,100	230,600	10,000	256,700
ROSSIGNOL DIANNE		39,200		39,200
ROSSIGNOL JARED T	36,700	152,800		189,500
ROSSIGNOL NATHANIEL D	28,300	88,800	10,000	107,100
ROSSIGNOL, JAYME L	32,200	183,700	10,000	205,900
ROULEAU PAUL	31,600	177,100	10,000	198,700
ROURKE, KIM		43,900		43,900
ROUSSEAU JOSEPH J	98,300	96,800	10,000	185,100
ROUX MARC	28,500	21,900	10,000	40,400
ROUX MARC R	29,300	81,300		110,600
ROUX ROBERT	36,300	142,400	10,000	168,700
ROY ADRIAN	34,000	144,500	10,000	168,500
ROY PAULINE A	80,500	96,500	10,000	167,000
ROY RICHARD H	80,500	112,900	16,000	177,400
ROYER IRENE C		24,700	10,000	14,700
RS PROPERTY GROUP LLC	2,500			2,500
RS PROPERTY GROUP LLC	30,700	95,200		125,900
RUBINO JAMES	47,700	31,500	10,000	69,200
RUBY PETER	140,800	207,000		347,800
RUMERY KATRINA	32,800	113,400		146,200
RUMLEW, INCORPORATED	33,100	47,400		80,500
RURAL PROPERTY MANAGEMENT LLC	32,600	23,300		55,900
RUSSELL RYAN	33,500	49,000		82,500
RUSSELL SCOTTY D	30,100	144,700		174,800
RUSSELL, DAVID	31,600	31,900	10,000	53,500
RUSO GREGORY	31,600	54,700	10,000	76,300
RUTHERFORD GEORGE	34,700	67,200	10,000	91,900
RYAN LAURIE	85,700	79,600	10,000	155,300

Assessments as of April 1, 2014

Owner	Land	Building	Exemptions	Assessment
RYBECK KATHLEEN	14,600	900		15,500
RYERSON MICHAEL	31,800	133,500	10,000	155,300
SABAN FREDERICK L	32,000	82,300		114,300
SABATTUS HOUSING INC.	40,300	808,400	848,700	
SABATTUS LAKE REALTY TRUST	133,800	94,000		227,800
SABATTUS PROPERTY HOLDINGS LLC	56,700			56,700
SABATTUS REGIONAL CREDIT UNION	36,300	40,400		76,700
SABATTUS REGIONAL CREDIT UNION	36,700	1,001,900		1,038,600
SABATTUS REGIONAL CREDIT UNION	31,400	15,500		46,900
SABATTUS SANITARY DISTRICT	59,800	8,651,000	8,710,800	
SABATTUS SANITARY DISTRICT	26,300	200	26,500	
SABATTUS SANITARY DISTRICT		1,800	1,800	
SABATTUS WATER DISTRICT	44,400		44,400	
SABATTUS WATER DISTRICT	344,300	3,900	348,200	
SABATTUS WATER DISTRICT	37,100	23,900	61,000	
SABATTUS WATER DISTRICT	3,000		3,000	
SABATTUS WATER DISTRICT	36,000		36,000	
SABINE BRIAN G	51,100	71,200		122,300
SABINE HELEN	50,600	206,700	10,000	247,300
SAFFORD VALERIE	34,800	126,700	10,000	151,500
SALE TIFFANY		22,600		22,600
SALGER LISA J	28,500	110,700		139,200
SALTZMAN STEPHANIE	59,400	183,600		243,000
SAMSON, SHAWN	30,400	99,900	10,000	120,300
SANDERS STEVEN	34,200	167,300	10,000	191,500
SANDS DANNY A	24,600	108,400	16,000	117,000
SANDS KIMBERLY M	33,900	132,000	10,000	155,900
SANTOMANGO DOUGLAS R. & SUSAN A	33,600	92,300	10,000	115,900
SARGENT RICHARD	32,400	67,100		99,500
SARRAZIN ROGER	31,600	46,500	10,000	68,100
SAUCIER DAVID P	31,600	76,000		107,600
SAUCIER JEFFREY	32,200	107,000	10,000	129,200
SAUNDERS ERIC	60,400	105,500	10,000	155,900
SAUNDERS ERIC R II	33,900	144,300	10,000	168,200
SAWYER COREY	32,200	92,900	10,000	115,100
SAWYER DAVID A	26,800	112,300	10,000	129,100
SAWYER LORRAINE	45,100			45,100
SAWYER RALPH J.	111,700			111,700
SAWYER, RALPH J.	2,400			2,400
SCHALK, CHARLES W.	34,900	149,200	10,000	174,100
SCHILKE ROBERT	152,500			152,500
SCHOTT GEORGE	172,000	84,400		256,400
SCHROCK SYLVIA M	31,100	174,600		205,700
SCOTT ANDREW	26,100	14,200		40,300
SCOTT ROBERT A	33,100	26,600		59,700
SCOTT ROBERT A	28,500	79,500	10,000	98,000
SCOTT ROGER M	32,800	59,300	10,000	82,100
SCOTT, STANLENE R	33,600	40,600		74,200

Assessments as of April 1, 2014

Owner	Land	Building	Exemptions	Assessment
SCRIBNER CLAIRE B	32,200	86,700	10,000	108,900
SECRETARY OF HOUSING AND URBAN	31,800	97,500		129,300
SEGUIN RANDY P	31,600	85,600		117,200
SHARPLEY JOHN		68,600	16,000	52,600
SHEDD JAMES	35,200	86,200	10,000	111,400
SHEEHY SEAN	32,500	187,900	10,000	210,400
SHNUR JULIA	28,300	116,700	10,000	135,000
SHORT, LINDA M.	29,300	55,400	10,000	74,700
SHY BEAVER ESTATES ASSOCIATION	3,000			3,000
SHY BEAVER ESTATES ASSOCIATION	3,400			3,400
SIBLEY DENNIS	31,600	51,600	10,000	73,200
SIMARD DENNIS	132,600	75,400		208,000
SINCLAIR ROGER	24,600	98,500	16,000	107,100
SIROIS GLORIA C	28,500	57,500		86,000
SIROIS, CARMELLE R M	133,800	40,400		174,200
SIROIS, GERARD		33,700	16,000	17,700
SITES (LABRIE) LINDA	28,500	113,900	10,000	132,400
SLEEPER MICHAEL	32,200	83,400	10,000	105,600
SMALL KARYN P	35,100			35,100
SMALL KARYN P	37,300	120,500		157,800
SMILEY CARROLL	42,400			42,400
SMITH CHRISTINE	32,700	34,100		66,800
SMITH CHRISTINE	31,700	105,900		137,600
SMITH CHRISTINE L	32,900	159,000	10,000	181,900
SMITH CHRISTINE L	75,800			75,800
SMITH DOUGLAS B	31,900	186,100	16,000	202,000
SMITH FOREST	29,000	16,200		45,200
SMITH FOREST	32,700	60,500		93,200
SMITH IRENE	36,500	70,600	10,000	97,100
SMITH JOYCE		41,800	10,000	31,800
SMITH JULIE	33,700	60,500	10,000	84,200
SMITH KEVIN A	38,000	193,400	10,000	221,400
SMITH RICHARD D.	32,300	53,700	10,000	76,000
SMITH RICHARD L	32,300	46,400	10,000	68,700
SMITH ROBERT T	35,800	169,500	10,000	195,300
SMITH VICKIE L	32,200	172,000	10,000	194,200
SMITH, CHARLES W II	32,200	17,000		49,200
SMITH, FRANK E.	33,000	166,400	10,000	189,400
SMYTHE, JOHN		16,800	14,000	2,800
SOUCEK LEO E JR	65,300	197,800	10,000	253,100
SOUCY FLORIAN F	32,200	132,400	10,000	154,600
SOUCY, TRACY L.	36,700			36,700
SPANGENBERGER EUGENE P	22,100	79,300	10,000	91,400
SPARKS KENNETH	34,100	35,300	10,000	59,400
SPENCER CAROLE C.	31,600	43,600	10,000	65,200
SPENCER HEIDI	36,900	121,000	10,000	147,900
SPENCER JAMES	30,000	274,800	10,000	294,800
SPENCER JASON M	35,200	142,700		177,900
SPENCER KENNETH C & MARGARITE	28,500	127,200	16,000	139,700

Assessments as of April 1, 2014

Owner	Land	Building	Exemptions	Assessment
SPENCER MICHELLE N	56,300	113,200		169,500
SPENCER RALPH C III	31,600	87,400		119,000
SPENCER, DIANE P.	46,100	128,000	10,000	164,100
SPILECKI PATRICIA	38,700	130,900	10,000	159,600
SPIRITUSALIST CHURCH OF ETERNAL LIFE	68,700	206,100	274,800	
SPLAIN PHYLLIS W.	31,400	141,100	20,000	152,500
SPOONER PHILLIP L	22,300	99,800	10,000	112,100
SPOONER RICHARD N	33,700	86,300	10,000	110,000
SPRAGUE HEATHER	60,200	65,200		125,400
ST PIERRE MARCEL L	28,500	75,300		103,800
ST AMANT PAMELA J.	33,000	49,000	10,000	72,000
ST LAURENT & SON	42,500			42,500
ST LAURENT & SONS INC	28,000			28,000
ST LAURENT DERRICK	28,900	183,000	10,000	201,900
ST LAURENT PROPERTIES LLC	221,500			221,500
ST LAURENT PROPERTIES LLC	31,500	38,600		70,100
ST LAURENT PROPERTIES LLC	253,500			253,500
ST LAURENT PROPERTIES LLC	32,400	65,700		98,100
ST PIERRE DONALD		28,300	16,000	12,300
ST PIERRE PHILIP R	30,100			30,100
ST. AMAND JEANNETTE	22,300	112,700	10,000	125,000
ST. AMAND NORMAN J	32,200	54,900	10,000	77,100
ST. HILAIRE DAVID	32,200	101,900	10,000	124,100
ST. HILAIRE LOUIS	33,100	104,900	10,000	128,000
ST. HILAIRE, DANIEL	35,200	105,600	10,000	130,800
ST. LAURENT & SON, INC	113,400	326,700		440,100
ST. LAURENT PROPERTIES LLC	104,500	225,200		329,700
ST. LAURENT PROPERTIES, LLC	182,800			182,800
ST. LAURENT ROBERT	31,700	65,000	10,000	86,700
ST. PIERRE DONALD R	31,600	40,100	16,000	55,700
STAGGS JEFFREY D II	37,900	99,900	10,000	127,800
STANCZY SAMANTHA LEIGH		18,100		18,100
STAPLES LOEL L JR	94,300	146,000		240,300
STATE OF MAINE	29,300		29,300	
STATE OF MAINE	32,000		32,000	
STECKINO MICHAEL J	31,600	54,100	10,000	75,700
STEIN KARL F	40,100	153,600	10,000	183,700
STEVE & SANDY SHAW		64,700		64,700
STEVEN THOMAS		18,000	10,000	8,000
STEVENS BEVERLY	32,700	113,400	10,000	136,100
STEVENS BEVERLY E	37,000	91,400	10,000	118,400
STEVENS HARDWARE	38,300	454,500		492,800
STEVENS PROPERTY MANAGEMENT INC	22,700	226,700		249,400
STEVENS ROBERT B	43,500	163,100	10,000	196,600
STEVENS WILLIAM	57,900	129,000	10,000	176,900
STEVENS, WADE E	35,800	57,900		93,700
STEWART CURTIS L	81,200	115,400		196,600
STEWART CURTIS L	55,700	235,200	10,000	280,900

Assessments as of April 1, 2014

Owner	Land	Building	Exemptions	Assessment
STEWART JAMES	28,500	85,500	16,000	98,000
STEWART LINDON H.	27,500	121,600		149,100
STEWART TIFFINY C	20,100	73,000		93,100
STINSON SARAH	32,000	85,900	10,000	107,900
STINSON WILLIAM C.	31,600	91,200	10,000	112,800
STONE GEORGE	33,100	100,200	16,000	117,300
STONE RAYMOND	28,300	132,000	16,000	144,300
STOUT KATHY	32,300	119,100	10,000	141,400
STREETER JOHN E. REVOCABLE TRUST	78,700			78,700
STROTHER, ALEXANDER S JR	31,600	55,600		87,200
STROUT AARON D	30,200	172,500		202,700
STROUT GORDON G	48,700	240,000	10,000	278,700
STROUT KEVIN R	31,600	116,400	10,000	138,000
STRUNK DORTHY	31,600	61,200		92,800
STUART WILLIAM	32,200	92,100	16,000	108,300
STUBBS CHARLES A	32,200	38,100		70,300
SULLIVAN DEBRA	27,100	27,200		54,300
SULLIVAN JENNIFER	22,300	73,500		95,800
SUMNER FORREST	26,800	114,000	16,000	124,800
SURETTE DANIEL	46,800	78,100	10,000	114,900
SURETTE, DORIS	33,700	123,500		157,200
SUTHAMBHITAK VIROON	34,800	100,500	10,000	125,300
SUTTON CATHERINE	32,800	152,500		185,300
SWASEY DONALD A	24,600	135,400	16,000	144,000
SWASEY DONALD A	29,400	120,800		150,200
SWEENEY, JOHN T	31,600	52,400	10,000	74,000
SWEET GARY E	33,700			33,700
SYLVESTER STEPHEN	197,800	256,800	16,000	438,600
SZABO VICTOR	26,100	61,600		87,700
TABB ANGELA		27,100	10,000	17,100
TANCREL GERARD	32,400	211,100	14,000	229,500
TANGUAY RICHARD R JR	32,600	56,500		89,100
TANGUAY RUSSELL		25,400		25,400
TANGUAY, ROBERT	32,500	119,400	16,000	135,900
TARAZEWICZ DIANNE J	32,600	58,900	10,000	81,500
TARDIF AARON L SR	35,700	83,200		118,900
TARDIF DANIEL	31,600	56,100	10,000	77,700
TARDIF EDWARD	34,300	114,900	16,000	133,200
TARDIF EDWARD	32,600	5,200		37,800
TARDIF GERARD	46,800	124,100	16,000	154,900
TARDIF JOHN	150,500	101,800	10,000	242,300
TARDIF JOHN T	3,100			3,100
TARDIF JOHN T	28,500			28,500
TARDIF JOHN T	29,300	123,300		152,600
TARDIF RICHARD	34,900	186,800	10,000	211,700
TARDIF SYLVIA	147,400	62,100		209,500
TARDIFF ANITA		33,800	10,000	23,800
TARDIFF ERIC C	32,200	169,700	10,000	191,900
TARDIFF GERARD R. & PAULINE D.	32,400	153,700	10,000	176,100

Assessments as of April 1, 2014

Owner	Land	Building	Exemptions	Assessment
TARDY MICHAEL	28,500	145,600	16,000	158,100
TAYLOR HEATHER J.	31,600	99,400	10,000	121,000
TAYLOR WILLIE R	133,800	108,800		242,600
TEBBETS JUDITH E		63,100	10,000	53,100
TERENZONI ELAINE	30,700	101,300	10,000	122,000
THE BERTIES L JORDAN TRUST	119,600	62,600	10,000	172,200
THE MAUREEN PEARSON REVOCABLE TRUST	128,800	63,300		192,100
THEBARGE JOHN	32,200	76,900	10,000	99,100
THERIAULT DONALD	36,000	276,300	10,000	302,300
THERIAULT GAETAN	32,500	159,300	10,000	181,800
THERIAULT RONALD		67,100	10,000	57,100
THERIAULT, MARK G	32,200			32,200
THERRIAULT LINDA	38,600	57,100	10,000	85,700
THERRIAULT LINDA	33,900			33,900
THERRIEN DONALD	34,800	273,100	10,000	297,900
THERRIEN RACHEL	42,200	225,400	10,000	257,600
THIBEAU DANIELLE	37,600	131,100		168,700
THIBEAULT ROBERT R	156,200	81,300	10,000	227,500
THIBODEAU DONNA	31,600	57,100	10,000	78,700
THIBOUTOT HENRY	32,300	47,500	10,000	69,800
THIESSE, CURTIS E.	35,100	93,600		128,700
THOMAS MICHAEL A	24,600	23,100		47,700
THOMAS NICHOLAS	32,700	55,000	10,000	77,700
THOMPSON DESMOND R.	31,900	96,900	10,000	118,800
THOMPSON GINA	32,200	111,400	10,000	133,600
THOMPSON, ARIEL	28,500	103,200		131,700
TIBBETTS LINDA PELLETIER TRUSTEE	20,100	73,100		93,200
TIBBETTS MICHAEL	46,200	133,200		179,400
TIMBERLAKE DAVID G	33,500	88,900	10,000	112,400
TIMBERLAKE DONALD HC TRUSTEE	29,400	145,100	10,000	164,500
TIMPANY DONALD M.	35,100	179,700		214,800
TINER THOMAS		40,600	10,000	30,600
TM FORTIN LLC	26,600	385,100		411,700
TODORSKY MICHAEL	82,700	36,100		118,800
TOLINI RONALD & CELINE		108,100	10,000	98,100
TOOTHAKER GREGORY	32,700	36,500	10,000	59,200
TOURTELOTTE DOUGLAS	105,000			105,000
TOUSSAINT ROBERT		39,500	10,000	29,500
TOWN OF SABATTUS	62,000	6,646,100	6,708,100	
TOWN OF SABATTUS	37,100	1,900	39,000	
TOWN OF SABATTUS	32,000	12,900	44,900	
TOWN OF SABATTUS	28,700		28,700	
TOWN OF SABATTUS	2,900		2,900	
TOWN OF SABATTUS	13,900		13,900	
TOWN OF SABATTUS	159,500		159,500	
TOWN OF SABATTUS	2,900		2,900	
TOWN OF SABATTUS	30,100		30,100	
TOWN OF SABATTUS	22,700	419,200	441,900	
TOWN OF SABATTUS	29,900	888,000	917,900	

Assessments as of April 1, 2014

Owner	Land	Building	Exemptions	Assessment
TOWN OF SABATTUS	2,900		2,900	
TOWN OF SABATTUS	31,600	1,952,700	1,984,300	
TOWN OF SABATTUS	56,100	477,600	533,700	
TOWN OF SABATTUS	26,300		26,300	
TOWN OF SABATTUS				
TOWN OF SABATTUS	2,600		2,600	
TOWN OF SABATTUS	66,500		66,500	
TRAVERS EVAN M	34,300	138,800		173,100
TRAYNOR, ANN	120,500	78,400		198,900
TREMAINE CLAIRE	30,700	84,900	10,000	105,600
TREMBLAY DENIS	32,000	51,300	10,000	73,300
TREMBLAY DON		25,600	10,000	15,600
TREMBLAY LINDA A	31,900	142,500	16,000	158,400
TREMBLAY MIKE	31,600	158,100	10,000	179,700
TREPANIER JEAN M	4,300			4,300
TREPANIER JEAN M	61,700	63,900		125,600
TRI COUNTY MENTAL HEALTH SERV	37,800	266,100	303,900	
TROIANO SALLY		70,200	10,000	60,200
TRUCHON ARMAND R	33,300	201,400	16,000	218,700
TRUE SR FRANKLIN R	31,600	68,500	16,000	84,100
TUCCI CONNIE		20,700	10,000	10,700
TUOMIVIRTA MELISSA	26,800	53,000	10,000	69,800
TURCOTTE ELLEN	32,500	35,600	10,000	58,100
TURCOTTE HEATHER A	30,200	36,900		67,100
TURGEON STEPHEN N	31,400	152,400		183,800
TURGEON TRINA	33,700	83,500	10,000	107,200
TURGEON, JOAN D	31,600	81,300	10,000	102,900
TURMENNE RACHEL	29,000	91,900	10,000	110,900
TURNER APARTMENTS, LLC	32,200			32,200
TURNER WILLIAM	32,200			32,200
UHLE MICHAEL S.	32,200	170,900		203,100
UNCLE MOE'S REALTY LLC	35,900	203,800		239,700
UNKNOWN	2,900		2,900	
UNKNOWN	32,000		32,000	
UNKNOWN	26,300		26,300	
UNKNOWN	34,200		34,200	
UNKNOWN OWNER	109,600		109,600	
UNKNOWN OWNER	52,000		52,000	
VACANT				
VACHON DONALD		73,200	10,000	63,200
VACHON JOHN	61,600	147,900	10,000	199,500
VACHON JOHN	48,800			48,800
VACHON LEON	40,800	202,500		243,300
VACHON MARC J	52,600			52,600
VACHON MATTHEW J	34,900	142,400	10,000	167,300
VACHON MATTHEW J	58,500			58,500
VACHON RAYMOND G	36,000			36,000
VACHON RITA	28,500	105,600	10,000	124,100
VAILLANCOURT NORMAND		50,400	16,000	34,400

Assessments as of April 1, 2014

Owner	Land	Building	Exemptions	Assessment
VALENCIA JOHN	40,800			40,800
VALENCIA JOHN	35,900	290,800	10,000	316,700
VALLIERE JUSTIN	32,000	125,400	10,000	147,400
VANIDESTINE JEFFREY	100,400	114,300		214,700
VANNAH II, RUSSELL E	44,700	123,800		168,500
VARLE MICHAEL J	28,500	109,000	10,000	127,500
VAUTOUR GERALD A TRUSTEE	69,900	153,100	10,000	213,000
VEILLEUX ODETTE	33,000			33,000
VEILLEUX PHIL		20,700		20,700
VEILLEUX RICHARD	28,200			28,200
VEILLEUX VICTOR A	32,200	125,200	10,000	147,400
VEILLEUX, BRADFORD A	19,700	151,800		171,500
VERSLUIS KATHERINE E.	32,700	51,100	10,000	73,800
VIGIL LINDA ANN	31,600	84,200	16,000	99,800
VIOLETTE JONATHAN W	31,900	182,800	10,000	204,700
VOISINE RAY	28,500	145,800	16,000	158,300
WAKEFIELD CHRISTOPHER C	32,500	115,800	10,000	138,300
WALKER BRUCE	33,000	50,200	10,000	73,200
WALKER DOROTHY	49,900	83,100	10,000	123,000
WALKER JASON	34,300	161,000	10,000	185,300
WALKER JOHN	26,800	110,000	10,000	126,800
WALKER MICHAEL		27,700	10,000	17,700
WALKER, RYAN M	32,500	93,900		126,400
WALLACE SEBASTIEN		43,400		43,400
WALLACE WALTER		27,400	16,000	11,400
WALLACE, CHARLES & JANET		95,700	10,000	85,700
WARD JAMES L	64,200	32,700	10,000	86,900
WARD JEFF	41,900	160,500		202,400
WARD JILL	38,300	148,600	10,000	176,900
WARNER ROBERT	32,500	34,500	10,000	57,000
WASSON WAYNE	31,900	37,500	10,000	59,400
WATERMAN DAVID E	33,900	127,400	10,000	151,300
WATERMAN FARM MACHINERY	8,700			8,700
WATERMAN FARM MACHINERY	6,200			6,200
WATERMAN FARM MACHINERY	6,900			6,900
WATERMAN FARM MACHINERY	16,400			16,400
WATERMAN FARM MACHINERY	15,000			15,000
WATERMAN FARM MACHINERY	35,800	456,700		492,500
WATERMAN FARM MACHINERY CO INC	2,900			2,900
WATERMAN FARM MACHINERY CO INC	19,700			19,700
WATERMAN FARM MACHINERY CO INC	500			500
WATERMAN FARM MACHINERY CO INC	11,300			11,300
WATERMAN FARM MACHINERY CO INC	21,300			21,300
WATERMAN FARM MACHINERY	1,800			1,800
WATERMAN FARMS INC	4,600			4,600
WATERMAN FARMS INC	8,000			8,000
WATERMAN FARMS INC	17,900	60,200		78,100
WATERMAN FARMS INC	5,500			5,500

Assessments as of April 1, 2014

Owner	Land	Building	Exemptions	Assessment
WATERMAN FARMS INC	400			400
WATERMAN FARMS INC.	42,700			42,700
WATERMAN FARMS, INC.	100			100
WATERMAN JAMES	19,600	144,300	10,000	153,900
WATERMAN PETER B	29,200	173,500	10,000	192,700
WATERMAN ROSEANNA	31,700	66,900	10,000	88,600
WATERMAN WILLIAM	35,200	116,700	10,000	141,900
WATERMAN, ROBERT D JR	26,800	85,000	10,000	101,800
WATSON CHARLES D	43,000	152,100	10,000	185,100
WATSON ROBERT JR	33,700	76,000	10,000	99,700
WATSON THERESA	31,600	66,700		98,300
WATSON, LESA	32,500	41,200		73,700
WEBBER DERRILL & JAMIE		31,300		31,300
WEBBER DONALD G	45,600	229,100	10,000	264,700
WEBBER FLOYD T	44,000			44,000
WEBBER LAWRENCE G	34,200	81,700	10,000	105,900
WEBBER, JONATHAN A.	34,200	68,600	10,000	92,800
WEBSTER DARWIN L	32,000			32,000
WEBSTER KATHLEEN	34,800			34,800
WEBSTER, ANDREW G	33,700	40,200	10,000	63,900
WEED PAMELA S	32,200	116,800	10,000	139,000
WELCH, FRANK P. JR	31,700	161,700	10,000	183,400
WENTWOTH DARREL A	46,300	74,100	10,000	110,400
WERTMAN JOAN	31,600	68,000	16,000	83,600
WERTMAN KAREN	32,300	134,400	10,000	156,700
WEST KEVIN	32,200	114,400	10,000	136,600
WHEELER LYLE		24,400	10,000	14,400
WHEELER RUTH W	32,500	91,500	16,000	108,000
WHEELER WALTER	56,600			56,600
WHEELER WALTER	22,100			22,100
WHISENANT ROBERT	50,100	305,800	10,000	345,900
WHITE KEVIN S	31,100	139,800		170,900
WHITE MAUREEN	31,600	92,000	10,000	113,600
WHITE, JOSEPH	31,900	147,200	10,000	169,100
WHITE, KENNETH GORDON		90,300	10,000	80,300
WHITEHOUSE RANDY	34,000	97,600	10,000	121,600
WHITEHOUSE RAYMOND		34,100	16,000	18,100
WHITING MICHAEL ANTHONY	33,000	107,300	10,000	130,300
WHITMORE STEPHEN	32,400	39,800	10,000	62,200
WHITNEY MICHAEL	32,200	92,500	10,000	114,700
WHITNEY, TROY D	31,600	40,600		72,200
WHITTEN JASON	31,600	183,600	10,000	205,200
WHITTEN JASON	30,200	42,800		73,000
WHITTIER RONALD	32,600	40,700	10,000	63,300
WHITTIER STEFANIE	33,400	53,200	10,000	76,600
WIEJACZKA CATHERINE	36,600			36,600
WIGHT BRADFORD S	28,500	37,200	10,000	55,700
WIGHT, DWANE		45,600	10,000	35,600
WILBUR, BRUCE	30,700	19,100	10,000	39,800

Assessments as of April 1, 2014

Owner	Land	Building	Exemptions	Assessment
WILCOX ROBERT	32,200	107,400	10,000	129,600
WILDING, ANDREW M.	33,200	87,400		120,600
WILKINS DAVID	31,600	64,900	10,000	86,500
WILLETTE MICHAEL	33,700	152,000	10,000	175,700
WILLIAMS JAMES M	24,600	100,800	10,000	115,400
WILLIAMS ANDY J	32,800	124,400	10,000	147,200
WILLIAMS EARL F	30,200	95,200	16,000	109,400
WILLIAMS ERIC	32,300	102,900	10,000	125,200
WILLIAMS JAMES	32,000	35,900		67,900
WILLIAMS LORI L	4,100	1,000		5,100
WILLIAMS ROGER		24,200		24,200
WILSON CARL E.	31,600	23,200		54,800
WILSON CHARLES	62,900	56,300	10,000	109,200
WILSON MELISSA J MARGARONES	40,900	193,900		234,800
WILSON TERRI L	32,700	75,700		108,400
WILSON TIMOTHY E	22,300	105,600		127,900
WILSON ZACHARY P	24,600	106,800		131,400
WING, JOHN	31,600	58,200		89,800
WINNDREW LLC	29,600	93,200		122,800
WINSLOW THOMAS L	29,100			29,100
WINSLOW THOMAS L	33,100	115,000	16,000	132,100
WINSLOW THOMAS L JR	31,600	61,700	10,000	83,300
WINSLOW THOMAS L SR	31,700	66,700		98,400
WINSLOW THOMAS SR	42,500	153,100	10,000	185,600
WINSLOW THOMAS SR	10,400			10,400
WINSLOW THOMAS SR	5,200			5,200
WITAS GARY J	32,300	90,400	10,000	112,700
WITHAM KAREN	32,500	102,300	16,000	118,800
WOOD BRUCE	32,400	145,400	10,000	167,800
WOOD BRUCE L	27,500			27,500
WOOD BRUCE L	30,700	19,000	10,000	39,700
WOOD CARL	32,300	82,400	10,000	104,700
WOOD FLORENCE	56,900			56,900
WOOD JAMES A	30,700	173,000	16,000	187,700
WOOD JAMES A	5,600			5,600
WOOD JENNIFER		55,000	10,000	45,000
WOOD JUSTIN K	37,300	196,700		234,000
WOOD KEITH A	33,800	145,000	10,000	168,800
WOOD KEITH A	33,100			33,100
WOOD KEITH A	29,600			29,600
WOOD KEITH A	32,600			32,600
WOOD KEITH A	30,700			30,700
WOOD KEITH A	29,800			29,800
WOOD KEITH A	32,500			32,500
WOOD KEITH A	32,200			32,200
WOOD KEITH A	34,200			34,200
WOOD KEITH A	31,100			31,100
WOOD KEITH A	32,800			32,800
WOOD KEITH A	29,300			29,300

Assessments as of April 1, 2014

Owner	Land	Building	Exemptions	Assessment
WOOD PENNY V	32,400	135,600		168,000
WOOD RAYMOND W	28,500	103,500	10,000	122,000
WOOD ROBERT B JR	2,900			2,900
WOOD ROBERT B JR	162,700	33,900		196,600
WOOD VIOLA	30,200	87,200	16,000	101,400
WOOD WALTER L & JOAN	31,100	106,100	16,000	121,200
WOODBURY KEVIN	26,800	52,400	10,000	69,200
WOODRUM JEFFREY	34,600	104,800	10,000	129,400
WOODRUM RODNEY L	66,300	225,100	16,000	275,400
WOODS GARY	171,200	167,100	10,000	328,300
WORTH MALISSA & WILLIAM P IV	33,700	275,400		309,100
WORTH WILLIAM P	37,200	185,400	10,000	212,600
WRIGHT AARON J	28,500	124,500		153,000
WRIGHT ALBION	28,500	96,900	10,000	115,400
WRIGHT ALBION J	24,600	24,300		48,900
WRIGHT DIANA	67,100	24,400		91,500
WRIGHT DIANA L	73,700	51,600		125,300
WRIGHT JOHN	33,300	59,100	10,000	82,400
WRIGHT ROBERT	2,900			2,900
WRIGHT ROBERT	26,800	28,400	10,000	45,200
YOUNG DONNA L.	33,400	61,600	10,000	85,000
YOUNG GREGORY	32,900	109,300	10,000	132,200
YOUNG JILL	22,300	146,800		169,100
YOUNG SARAH N	26,800	116,200		143,000
ZAYAC LINDA	28,500	129,300	16,000	141,800
ZELANDI DAVID A	133,800	64,800		198,600
ZIEHM, RUDOLPH A II	33,800	127,800		161,600

Unpaid Property Taxes as of 4/1/15

2013 Tax Year-Unpaid Owner	Amount Owed w/interest as of 4/1/14
CHAREST, RICHARD	3,231.32
CROWLEY, CATHERINE	644.82
MICHAUD JOSEPH MICHAUD VENISE	363.14
PETERSEN SANDRA	649.95
Total for 4 acts	4889.23

2014 Tax Year-Unpaid Owner	Amount Owed w/interest as of 4/1/14
AVERILL PAMELA A	2,813.14
BEAUDOIN RICHARD	1,174.30
BERGERON JEFFREY	937.25
BOLDUC PATRICK	1,197.45
BOULEY PAULINE	422.27
BREWER, ETHEL	652.10
BUBIER HOLLY	1,187.53
CARON DEBBIE	1,842.61
CARPENTIER TERRY	616.05
CHAREST, RICHARD	3,357.98
COTE DONALD M.	1,363.21
CROWLEY ANNA M	641.40
CROWLEY ANNA M	1,416.65
CROWLEY ANNA M	1,489.73
CROWLEY ANNA M	2,172.33

CROWLEY ANTHONY	3,099.08
CROWLEY JOSH T	609.32
CROWLEY JOSH T	579.03
CROWLEY JOSH T	586.16
CROWLEY JOSH T	591.49
CROWLEY JOSH T	963.98
CROWLEY JOSH T	580.80
CROWLEY, CATHERINE	664.58
CYR ERICA R	1765.29
CYR MAURICE R	1,212.19
DALPHONSE DAVID DALPHONSE SYRILLYN	1,632.80
DARLING JUDITH R	1,317.15
DUBE CONRAD J JR	2,614.32
DUBE CONRAD JR DUBE JENNIFER	1,749.94
DUDLEY RAMIE L	1,435.85
EDGECOMB THOMAS	2.50
FOUR STORY C/O TOMMY CARTER	246.52
FOUR- STORY CORP C/O TOMMY CARTER	1,008.33
GEOFFROY JAIME L GEOFFROY MARC A	1,089.22
GILLESPIE BART T	1,520.04
GODIN, LARRY	554.07
GOULET DAN	836.15
GRANT DENZEL	2,223.20
HALL. STEPHEN A	1,569.73
HARRIS DAVID K	661.02
HILLIARD BRANDY	1,885.39

HINKLEY JAMES HINKLEY VICKIE	754.70
HLISTER MICHAEL	577.24
JOHNSON BRIAN L JOHNSON ALICE	1,510.07
JOHNSON SUSAN	1,595.37
JUDD BENNIE	1,214.88
LABERGE LEO RONALD JR	1,962.02
LABERGE OLENE M LIFE ESTATE	2,428.97
LABERGE RONALD	898.05
LEBLANC THOMAS L	732.83
LECLAIR LEO	13.11
MCEACHERN DAVID	1,213.50
MCKENZIE JEFFREY MCKENZIE PATRICIA	1,536.57
MCY REAL ESTATE LLC	5,569.08
MICHAUD JOSEPH MICHAUD VENISE	766.64
MOODY JOAN C/O DWAIN WIGHT	686.43
MORIN CHRISTEN MORIN LORRI	773.62
MORIN JAMES PERKINS LORI ANN	3,270.66
NOBLE VIRGINIA	3,165.49
PALANGE JULIEN	180.49
PERRIER JOHN R	1,823.49
PETERSEN SANDRA	669.91
RAY KATHY	466.97
RAY RITA	206.75
RIDLEY, TODD	1,341.81
ROCH LIONEL J JR	1,343.59

SECRETARY OF HOUSING AND URBAN DEVL.	2,297.08
SIMARD DENNIS	3,783.94
SLEEPER MICHAEL SLEEPER SUZANNE	1,952.47
SPENCER HEIDI	2,712.82
STANCZY SAMANTHA LEIGH	386.55
STREETER JOHN E. REVOCABLE TRUST	1,069.51
SULLIVAN DEBRA	137.47
TABB ANGELA	368.70
THERIAULT, MARK G	637.83
THIBODEAU DONNA	1,479.52
THOMAS MICHAEL A	927.04
THOMPSON DESMOND R. THOMPSON KELLY A.	2,181.24
TINER THOMAS CORKUM JUDY	386.40
TREMBLAY DENIS	616.66
TREMBLAY DON	341.99
TUCCI CONNIE	254.66
VACHON DONALD	1,186.03
WHITING MICHAEL WHITING CHERYL JEAN	2,399.15
WHITNEY MICHAEL WHITNEY MELISSA	2,021.13
WIGHT, DWANE	698.43
WOOD BRUCE L	554.07
WOODRUM JEFFREY	2,330.75
Total for 88acts	<u>115,707.83</u>

Personal Property Collection List -2015
Assessments as of April 1, 2014

<u>Name</u>	<u>Assessment</u>
A D ELECTRIC INC	6,100
TIME WARNER CABLE NORTHEAST LL	793,800
THE SETTLEMENT INC	12,500
TIME WARNER CABLE INTERNET LLC	27,300
YEUNG CHUN LAM	9,700
CUMBERLAND FARMS INC	48,000
DION DANIEL G	51,400
DUBE CONRAD	1,100
GARDEN HEIGHTS ASSOC	10,500
DUBE GLEN	24,800
JILLSON EDWARD	14,800
MAILLET DENIS L	16,800
RIDLON STEVEN L	30,700
RUMLEW INC	21,300
SABATTUS REGIONAL CRDT UNION	110,500
BADE JOHN	8,400
WATERMAN FARM MACHINERY CO	14,400
BRADFORD VEILLEUX	9,400
DIRECT TV	45,700
MIXERS	5,100
COCA COLA COMPANY THE	6,000
OAK HILL HOMES INC	700
SEASIDE REALTY	48,600
SABATTUS HOUSE OF PIZZA	8,200
FAIRPOINT COMMUNICATIONS INC	10,900
DUMAIS AUTO REPAIR	8,300
SCIENTIFIC GAMES INC	10,400
LEWISTON CELLTELL PARTNERSHIP	11,300
DUNKIN DONUTS	11,300
AVILA CARLOS	20,300
DISH NETWORK, LLC	46,400
GRAYHAWK LEASING LLC	5,900
NUCO2 SUPPLY LLC	1,700
AT&T MOBILITY	32,500
BROUSSEAU CARL	500
GOWELL GEORGE	1,700
JILSON MICHAEL	11,100
MAILLET MONA	6,500
OVERHEAD DOOR	1,000
RICHARD GAYLE	2,500
SUNCO PUMP & WELL DRILLING INC	14,100
WILLIAMS SCOTSMAN INC	3,000
TM FORTIN LLC	39,100
JAMES BISSON	4,300
SABATTUS AUTO & TRUCK SALES IN	3,800
VERIZON WIRELESS	9,300
CARDTRONICS USA INC	3,800
AIR-SERV	1,500
COCA-COLA BOTTLING CO OF NORTH	5,300
DISHNET SATELLITE BROADBAND LL	1,300
KEYBANK NATIONAL ASSOCIATION	1,100
MAINE RSA #1 INC	11,300
NORTHERN LEASING SYSTEMS INC	3,300
VIASAT INC	1,300
54 acts	1,610,600

PP Collection Account Status List
Unpaid Personal Property Tax
As Of 04/01/2015

Tax Year	Owner	Amount Owed
2013	JILLSON EDWARD	
		<u>276.19</u>
	1 act	276.19
2014	JILLSON EDWARD	
		276.24
2014	MIXERS	
		<u>90.90</u>
	2 acts	367.14

SABATTUS SANITARY DISTRICT'S ANNUAL REPORT

April 2015

The Sabattus Sanitary District's mission is to continue to serve it's customers in a professional manner and strive to achieve quality effluent through its treatment process and to protect the environment by meeting its discharge permit to the Sabattus River. The Department of Environmental Protection sets strict limits to achieve through our discharge permit and we take pride in meeting those limits on a continual basis. The District continues to go above and beyond to adapt and establish good working relationships with its customers and the people they work with to achieve the goals they set forth in the most cost effective manner, without affecting the quality of its work and product. Clean and safe drinking water is also a priority for the District as well as providing fire protection to its customers and residents of the community.

The Sabattus Sanitary District received 1 new residential sewer hook ups in 2014, while the water received 2 new services. The Water Division encountered 3 water main break offs, one off of Island Rd., one on Holden St. and one on Rte. 126. The total water pumped from Marsh Rd. pump house for 2014 was 63.80 million gallons, with a daily average of 179,213 gallons. No violations occurred in 2014. All required sampling set by the State were met. The Sewer Division treated approximately 33.80 million gallons, with a daily average of 94,944 gallons discharged into the Sabattus River. No violations occurred in 2014. Again all testing required by the State met their requirements.

The District has completed upgrading the remaining lift stations in the collection system. All 5 original pump stations which have 2 pumps that deliver sewage to the treatment facility have now been upgraded. Upgrades included removing the old galvanized piping in the wet wells and replacing with stainless steel piping and bracing. The lifting chains and hardware on the pumps are now stainless steel. The electrical junction boxes have now been eliminated and wires from the pump and controls run directly into the control panel mounted outside of the wet well.

The District purchased a new 2015 GMC plow truck to replace the 1997 GMC. With the municipal discount we receive and the tax exempt status, it

was a very cost effective purchase. Both departments share the costs of the vehicle. We also purchased a new crane for the back of the 2009 utility truck and received some grant money for that purchase through Maine Municipal Association. The crane is very essential for pulling pumps, hydrants, etc...

The District upgraded its computers due to the fact the XP program is becoming obsolete and replaced them with Windows 7.

The water rates were adjusted and raised effective January 1, 2015 to meet the department's obligations. The rate increase will occur over a 2 year period to help lessen the burden of our rate payers. The sewer department has had discussions of possibly changing its rate structure to a user consumption instead of a flat fee. This is what most sewer department's use for their sewer billing. The sewer bill will be based on water consumption read off the water meters. Basically, the more water used, then higher the bill and the less water used, the lower the bill. We will be having discussions with our auditor to see what the best course of action will be. With little growth and no commercial users to help offset the costs of operations, it is always a challenge to keep rates stable for our customers.

The District has continued working on a Capital Improvement Plan (C.I.P.) for both departments. The District currently budgets some of these capital expenses in its annual budget, but not in a complete plan. Maine Rural Water Association has met with the District and its staff to look at 5-10-15 year needs and prioritizing them into a plan.

The District has been working with the Maine Department of Labor and the SafetyWorks division on making our workplace the safest environment possible for our employee's. SafetyWorks is invited here every year for our annual required training and then an inspection of our facilities and a consultation. A report follows and we take all corrective actions. We have just finished a consultation with SafetyWorks and their SHAPE (Employer Safety and Health Program) and looking to receive this award. This shows excellence in safety and keep the District a safe environment for its employees.

The District is working together with Maine Rural Water Association and the State of Maine Drinking Water Program to administer a Groundwater and Wellhead Protection Ordinance with the Town. The District received a grant up to \$10,000.00 reimbursement to complete work done on the Town

ordinance and upgrade its own Wellhead Protection Program. The District has been working with Town officials to be able to put this on the ballot for 2015. This ordinance will allow for protection from land uses that pose a threat to the quality and quantity of the ground water being extracted from the wells which serve the public water system.

The District continues to contract with the Town to do all of its administrative duties in an order to save money and keep rates stable. All Payments will be made at the Town Office. We continue to communicate with the Town Manager and his staff on upcoming projects, safety issues etc... that benefit not only the employees but the ratepayers. The District is always looking for ways to provide its customers with the best quality product and do it in a cost effective manner.

Paul H. Morin
Superintendent
Sabattus Sanitary District & Water Division

Outstanding Water Bills as of 4/1/2015
Past due over 6months more than 120.00 owed

Owner	Total Due
COTE JR, DONALD	493.45
CYR JR, ROBERT	375.82
HILLAIRD, BRANDY	124.13
RUMERY, KATRINA	168.34
TREMBLAY, DONALD	480.89
WILSON, TIMOTHY	<u>377.62</u>
6 Accounts	2,020.25

Outstanding Sewer Bills as of 4/1/15
Past due over 6months more than \$250.00

<u>Owner</u>	<u>Total Due</u>
ALBERT, JERRY	597.52
BRONK, KIMBERLY	1026.25
CHAREST, RICHARD E	1315.23
COTE JR, DONALD	1900.9
CYR JR, ROBERT	967.72
DALPHONSE, DAVID	3350.66
DENNIS, DANIEL	4454.99
ESSEX, NANCY	1845.1
HINKLEY, JAMES	4057.74
HINXMAN, WAYNE	659.11
JEWELL, IRVING& CLAUDET	5280.08
MIXERS INC	1846.85
PACKARD, EDWIN	738.46
PETERSEN, SANDRA	991.93
RYAN, LAURIE	3414.71
THOMAS, MICHAEL	1923.05
WILSON, TIMOTHY	1700.14
17accounts	36070.44

EMPLOYEE COMPENSATION TOTALS

For July 1, 2013 to June 30, 2014

Totals include Base Compensation + Overtime + Stipends (if applicable)

Town Office Administration

Suzanne Adams	\$37,695.96
Amy Duquette	\$48,484.14
Judy Fournier	\$41,610.54
Andrew Gilmore	\$79,528.95

Board of Selectmen

Mark Duquette	\$3,000.00
Donat Fournier Jr.	\$3,000.00
Paul Gagne	\$3,000.00
Andre Marquis	\$1,250.00
Donald Therrien	\$1,750.00
James Wood	\$3,000.00

Planning Board

Jeffrey Baril	\$175.00
Richard Behr	\$150.00
Jean-Paul Curran	\$125.00
Raymond Doyon	\$175.00
David Gilbert	\$175.00
Richard Lacombe	\$350.00
William Lee	\$125.00

CEO/LPI/Building Inspector

Steve LeBrun	\$12,392.39
--------------	-------------

Transfer Station

Charles Ashton	\$523.88
Leroy Couillard	\$10,455.00
Clifford Michaud	\$8,370.00
Richard Pinard	\$3,097.50
Jerry Sabins	\$39,508.35
Robert Stevens	\$16,782.50
William Stuart	\$3,189.96

Police Department

Gary Baillargeon	\$55,434.24
Nicholas Bolduc	\$3,362.50
David Brown	\$20,566.10
Ralph Destefano	\$50,908.11
Allen Huntington	\$596.00
Melissa Kelly	\$37,920.44
Andrew Levesque	\$3,528.75
Gerry Nadeau	\$105.00
Jeremy Petty	\$54,700.45
Matthew Prince	\$53,667.52
Melanie Skidgel	\$48,347.60
Anthony Ward	\$65,407.06

EMA Director

George Merrill	\$1,600.00
----------------	------------

Public Works

Keith Bates	\$34,003.31
Chuck Cox	\$40,482.26
Joshua Davis	\$1,412.00
Matthew Gaydos	\$35,672.12
Gary LaBonte	\$42,163.99
Alan LeBlanc	\$10,610.66
Timothy Pinard	\$44,569.00
Becky Smith	\$1,284.00

EMPLOYEE COMPENSATION TOTALS (cont.)

For July 1, 2013 to June 30, 2014

Totals include Base Compensation + Overtime + Stipends (if applicable)

<u>Fire Department</u>		<u>Fire Department</u>	
Diane Avery	\$375.00	Christen Morin	\$773.23
James Avery	\$1,356.85	Lorri Morin	\$864.09
Thomas Avery	\$329.00	Michael Nadeau	\$156.00
Nicholas Blais	\$1,770.95	Micheal Noel	\$4,561.95
Jared Blake	\$2,925.71	Richard Paradis	\$130.37
Adam Buckley	\$3,480.07	Chad Pelletier	\$291.23
Lars Deforge	\$2,599.89	Ryan Profenno	\$165.00
David Demers	\$125.94	Cassie Riendeau	\$46.00
Alec Duquette	\$1,292.97	Nolan Rioux	\$366.00
Kenneth Fisher	\$296.87	Eric Saunders	\$493.08
Kyle Galarneau	\$4,353.57	Keith Saunders	\$244.73
Tony Galipeau	\$3,003.15	Micheal Saunders	\$9.15
Cody Gayton	\$192.15	Anthony Siderio	\$398.05
James Gayton	\$454.83	Brandon Siderio	\$4,156.82
Robert Gayton III	\$9,120.47	Andrew Sund	\$155.55
Kyle Gosselin	\$1,459.50	Andrew Therrien	\$82.35
Amy Laverdiere	\$411.01	Dalton Therrien	\$155.55
Clayton McLaughlin	\$509.28	Marc Veilleux	\$16,250.00
Aaron Merrill	\$3,163.84	Keenan White	\$210.00
George Merrill	\$2,005.14	Michael Wood	\$402.60
Brian Michaud	\$506.46		



Proven Expertise and Integrity

February 17, 2015

Board of Selectmen
Town of Sabattus
Sabattus, Maine

We were engaged by the Town of Sabattus, Maine and have audited the financial statements of the Town of Sabattus, Maine as of and for the year ended June 30, 2014. The following statements and schedules have been excerpted from the 2014 financial statements, a complete copy of which, including our opinion thereon, will be available for inspection at the Town Office.

Balance Sheet – Governmental Funds	Statement C
Statement of Revenues, Expenditures and Changes in Fund Balances – Governmental Funds	Statement E
Budgetary Comparison Schedule - Budgetary Basis – Budget and Actual - General Fund	Schedule 1
Schedule of Departmental Operations – General Fund	Schedule A
Combining Balance Sheet – Non-major Governmental Funds	Schedule C
Combining Schedule of Revenues, Expenditures and Changes in Fund Balances – Non-major Governmental Funds	Schedule D

RHR Smith & Company
Certified Public Accountants

3 Old Orchard Road, Buxton, Maine 04093
Tel: (800) 300-7708 (207) 929-4606 Fax: (207) 929-4609
www.rhrsmith.com

TOWN OF SABATTUS, MAINE

STATEMENT C

BALANCE SHEET – GOVERNMENTAL FUNDS
JUNE 30, 2014

	General Fund	Nonmajor Funds	Total Governmental Funds
ASSETS			
Cash and cash equivalents	\$ 1,633,363	\$ 12,381	\$ 1,645,744
Investments	164,481	-	164,481
Accounts receivable (net of allowance for uncollectibles):			
Taxes	291,022	-	291,022
Liens	96,315	-	96,315
Other	49,962	-	49,962
Inventory	16,899	-	16,899
Tax acquired property	25,960	-	25,960
Due from other funds	5,792	1,082,133	1,087,925
TOTAL ASSETS	\$ 2,283,794	\$ 1,094,514	\$ 3,378,308
LIABILITIES			
Accounts payable	\$ -	\$ -	\$ -
Accrued expenses	16,206	-	16,206
Planning board escrow	2,005	-	2,005
Due to other funds	1,082,133	5,792	1,087,925
TOTAL LIABILITIES	1,100,344	5,792	1,106,136
DEFERRED INFLOWS OF RESOURCES			
Prepaid taxes	9,656	-	9,656
Deferred revenue	281,600	-	281,600
TOTAL DEFERRED INFLOWS OF RESOURCES	291,256	-	291,256
FUND BALANCES			
Nonspendable	42,859	-	42,859
Restricted	-	63,430	63,430
Committed	-	1,031,084	1,031,084
Unassigned	849,335	(5,792)	843,543
TOTAL FUND BALANCES	892,194	1,088,722	1,980,916
TOTAL LIABILITIES, DEFERRED INFLOWS OF RESOURCES AND FUND BALANCES	\$ 2,283,794	\$ 1,094,514	\$ 3,378,308

See accompanying independent auditor's report and notes to financial statements.

TOWN OF SABATTUS, MAINE

STATEMENT E

**STATEMENT OF REVENUES, EXPENDITURES AND CHANGES IN FUND BALANCES
GOVERNMENTAL FUNDS
FOR THE YEAR ENDED JUNE 30, 2014**

	<u>General Fund</u>	<u>Nonmajor Funds</u>	<u>Total Governmental Funds</u>
REVENUES			
Property taxes	\$ 4,748,329	\$ -	\$ 4,748,329
Excise taxes	720,462	-	720,462
Intergovernmental revenues:			
State revenue sharing	228,131	-	228,131
Homestead exemption	121,612	-	121,612
Grants/other	35,413	100,071	135,484
Charges for services	96,724	-	96,724
Investment income	3,592	21	3,613
Other revenue	67,977	1,224	69,201
TOTAL REVENUES	<u>8,020,240</u>	<u>101,316</u>	<u>8,121,556</u>
EXPENDITURES			
Current:			
General government	857,128	-	857,128
Public safety	718,222	-	718,222
Highways and bridges	412,564	-	412,564
Health and sanitation	171,929	-	171,929
Social services	3,639	-	3,639
Recreation	3,650	-	3,650
County tax	299,900	-	299,900
Education	3,084,513	-	3,084,513
Other	1,641	32,704	34,345
Overlay	18,129	-	18,129
Debt service	91,653	88,024	179,677
Capital improvements	-	239,738	239,738
TOTAL EXPENDITURES	<u>5,662,968</u>	<u>360,466</u>	<u>6,023,434</u>
EXCESS OF REVENUES OVER (UNDER) EXPENDITURES)	<u>357,272</u>	<u>(259,150)</u>	<u>98,122</u>
OTHER FINANCING SOURCES (USES)			
Transfers in	91,653	475,817	567,470
Transfers (out)	(475,817)	(91,653)	(567,470)
TOTAL OTHER FINANCING SOURCES (USES)	<u>(384,164)</u>	<u>384,164</u>	<u>-</u>
NET CHANGE IN FUND BALANCES	<u>(26,892)</u>	<u>125,014</u>	<u>98,122</u>
FUND BALANCES - JULY 1	<u>919,086</u>	<u>963,708</u>	<u>1,882,794</u>
FUND BALANCES - JUNE 30	<u>\$ 892,194</u>	<u>\$ 1,088,722</u>	<u>\$ 1,980,916</u>

See accompanying independent auditor's report and notes to financial statements.

TOWN OF SABATTUS, MAINE

SCHEDULE 1

**BUDGETARY COMPARISON SCHEDULE – BUDGETARY BASIS
BUDGET AND ACTUAL – GENERAL FUND
FOR THE YEAR ENDED JUNE 30, 2014**

	Budgeted Amounts		Actual Amounts	Variance Positive (Negative)
	Original	Final		
Budgetary Fund Balance, July 1	\$ 919,086	\$ 919,086	\$ 919,086	\$ -
Resources (Inflows):				
Property taxes	4,789,909	4,789,909	4,748,329	(41,580)
Excise taxes	575,088	575,088	720,462	145,374
Intergovernmental:				
State revenue sharing	220,000	220,000	226,131	6,131
Homestead exemption	112,968	112,968	121,612	8,644
Other intergovernmental	31,804	31,804	35,413	3,609
Charges for services	79,810	79,810	96,724	16,914
Investment income	2,500	2,500	3,592	1,092
Other revenue	49,834	49,849	67,977	18,128
Transfers from other funds	28,700	28,700	91,653	62,953
Amounts Available for Appropriation	<u>6,809,699</u>	<u>6,809,714</u>	<u>7,030,979</u>	<u>221,265</u>
Charges to Appropriations (Outflows):				
General government	815,038	798,569	857,128	(58,559)
Public safety	721,832	707,355	718,222	(10,867)
Public works	474,227	412,564	412,564	-
Sanitation	177,248	171,929	171,929	-
General assistance	10,000	3,639	3,639	-
Recreation	3,650	3,650	3,650	-
Debt service	6,000	6,000	91,653	(85,653)
County tax	299,900	299,900	299,900	-
Education	3,084,513	3,084,513	3,084,513	-
Other	1,500	1,500	1,641	(141)
Overlay	70,404	70,404	18,129	52,275
Transfers to other funds	301,301	405,605	475,817	(70,212)
Total Charges to Appropriations	<u>5,965,613</u>	<u>5,965,628</u>	<u>6,138,785</u>	<u>(173,157)</u>
Budgetary Fund Balance, June 30	<u>\$ 844,086</u>	<u>\$ 844,086</u>	<u>892,194</u>	<u>\$ 48,108</u>
Utilization of unassigned fund balance	<u>\$ 75,000</u>	<u>\$ 75,000</u>	<u>\$ -</u>	<u>\$ (75,000)</u>
Differences - budget to GAAP:				
Add: RSU 4 debt payments			629,762	
Less: RSU 4 debt service			(629,762)	
			<u>\$ 892,194</u>	

See accompanying independent auditor's report and notes to financial statements.

TOWN OF SABATTUS, MAINE

SCHEDULE A

SCHEDULE OF DEPARTMENT OF OPERATIONS – GENERAL FUND
FOR THE YEAR ENDED JUNE 30, 2014

	Original Budget	Budget Adjustments	End of Year Transfers	Final Budget	Expenditures	Variance Positive (Negative)
MUNICIPAL APPROPRIATIONS						
Administration	\$ 301,718	\$ -	\$ -	\$ 301,718	\$ 319,508	\$ (17,790)
Social security & medicare	75,201	-	-	75,201	77,759	(2,558)
Insurance	258,595	-	(14,984)	243,611	243,611	-
Planning board	3,600	-	-	3,600	2,113	1,487
Animal control officer	27,025	-	-	27,025	26,361	664
Code enforcement officer	22,629	-	-	22,629	33,809	(10,980)
International City Managers Assoc.	26,962	-	-	26,962	26,465	497
ME PERS	24,734	-	-	24,734	29,888	(5,154)
Police department	443,472	-	-	443,472	455,565	(12,093)
Fire department	139,890	-	(14,477)	125,413	125,413	-
EMS	7,000	-	-	7,000	5,922	1,078
Emergency management	2,620	-	-	2,620	2,354	266
Street lights	15,600	-	-	15,600	16,182	(592)
Public works	474,227	-	(61,863)	412,364	412,364	-
S.R.S.W.T.S.	177,248	-	(5,319)	171,929	171,929	-
Fire hydrants	60,000	-	-	60,000	60,000	-
Androscoggin Valley Council of Gov.	4,724	-	-	4,724	4,724	-
MMA dues	4,000	-	-	4,000	4,034	(34)
Observance of Memorial Day	1,600	-	-	1,600	563	1,037
Veterans Memorial Park	1,500	-	(1,500)	-	-	-
Annual valuation update	24,950	-	-	24,950	23,688	1,262
General assistance	10,000	-	(6,381)	3,619	3,639	-
Sabattus Lake Dam Commission	2,000	-	-	2,000	2,000	-
Sabattus Mountaineers Snowmobile	1,650	-	-	1,650	1,650	-
Professional services	37,000	-	-	37,000	64,012	(27,012)
Dispatch & E911/PSAP	53,250	-	-	53,250	52,788	462
MMA wellness grant program	600	15	-	615	615	-
Bank fees	1,500	-	-	1,500	1,641	(141)
Total	2,203,495	15	(104,304)	2,099,206	2,168,773	(69,567)

TOWN OF SABATTUS, MAINE
SCHEDULE OF DEPARTMENT OF OPERATIONS – GENERAL FUND
FOR THE YEAR ENDED JUNE 30, 2014

SCHEDULE A (CONTINUED)

	Original Budget	Budget Adjustments	End of Year Transfers	Final Budget	Expenditures	Variance Positive (Negative)
CAPITAL BUDGET						
Debt service:						
Road bond debt service	6,000	-	-	6,000	91,653	(85,653)
Transfers to municipal capital:						
Municipal building mortgage	89,400	-	-	89,400	89,400	-
Road reconstruction	-	-	-	-	170,685	(170,685)
Cruiser replacement	48,253	-	-	48,253	-	48,253
Transfer station	31,200	-	-	31,200	30,000	1,200
Fire capital equipment	30,000	-	-	30,000	30,000	-
Fire air frame pack	5,000	-	-	5,000	5,000	-
Vehicle replacement	91,273	-	-	91,273	40,253	51,020
Cutter / spreader tool	6,175	-	-	6,175	6,175	-
Total	307,301	-	-	307,301	483,166	(155,865)
OTHER GOVERNMENTAL APPROPRIATIONS						
School appropriations	3,084,513	-	-	3,084,513	3,084,513	-
Sabattus county tax	299,900	-	-	299,900	299,900	-
Total	3,384,413	-	-	3,384,413	3,384,413	-
OVERLAY / ABATEMENTS						
	70,404	-	-	70,404	18,129	52,275

TOWN OF SABATTUS, MAINE
SCHEDULE OF DEPARTMENT OF OPERATIONS – GENERAL FUND
FOR THE YEAR ENDED JUNE 30, 2014

SCHEDULE A (CONTINUED)

	Original Budget	Budget Adjustments	End of Year Transfers	Final Budget	Expenditures	Variance Positive (Negative)
YEAR END TRANSFERS						
Special revenue general assistance	-	-	8,381	8,381	8,381	-
Veterans Memorial Park	-	-	1,500	1,500	1,500	-
Health / PTO Reimbursement	-	-	14,984	14,984	14,984	-
Fire dept	-	-	14,477	14,477	14,477	-
Public works	-	-	61,863	61,863	61,863	-
S.R.S.W.T.S.	-	-	5,319	5,319	5,319	-
Total	-	-	104,304	104,304	104,304	-
TOTAL EXPENDITURES	\$ 5,965,613	\$ 15	\$ -	\$ 5,965,628	\$ 6,138,765	\$ (173,157)

See accompanying independent auditor's report and notes to financial statements.

TOWN OF SABATTUS, MAINE

SCHEDULE C

COMBINING BALANCE SHEET – NONMAJOR GOVERNMENTAL FUNDS
JUNE 30, 2014

	Special Revenue Funds	Capital Project Funds	Permanent Funds	Total Nonmajor Governmental Funds
ASSETS				
Cash and cash equivalents	\$ -	\$ -	\$ 12,381	\$ 12,381
Due from other funds	115,075	967,058	-	1,082,133
TOTAL ASSETS	\$ 115,075	\$ 967,058	\$ 12,381	\$ 1,094,514
LIABILITIES				
Accounts payable	\$ -	\$ -	\$ -	\$ -
Due to other funds	5,792	-	-	5,792
TOTAL LIABILITIES	5,792	-	-	5,792
FUND BALANCES				
Nonspendable	-	-	-	-
Restricted	51,049	-	12,381	63,430
Committed	64,026	967,058	-	1,031,084
Assigned	-	-	-	-
Unassigned	(5,792)	-	-	(5,792)
TOTAL FUND BALANCES	109,283	967,058	12,381	1,088,722
TOTAL LIABILITIES AND FUND BALANCES	\$ 115,075	\$ 967,058	\$ 12,381	\$ 1,094,514

See accompanying independent auditor's report and notes to financial statements.

SCHEDULE D

TOWN OF SABATTUS, MAINE

COMBINING SCHEDULE OF REVENUES, EXPENDITURES AND CHANGES IN FUND
BALANCES – NONMAJOR GOVERNMENTAL FUNDS
FOR THE YEAR ENDED JUNE 30, 2014

	Special Revenue Funds	Capital Project Funds	Permanent Funds	Total Nonmajor Governmental Funds
REVENUES				
Intergovernmental	\$ 54,647	\$ 45,424	\$ -	\$ 100,071
Interest income	-	-	21	21
Other income	-	1,224	-	1,224
TOTAL REVENUES	<u>54,647</u>	<u>46,648</u>	<u>21</u>	<u>101,316</u>
EXPENDITURES				
Capital outlay	-	239,738	-	239,738
Debt service	-	88,024	-	88,024
Other	30,343	2,361	-	32,704
TOTAL EXPENDITURES	<u>30,343</u>	<u>330,123</u>	<u>-</u>	<u>360,466</u>
EXCESS OF REVENUES OVER (UNDER) EXPENDITURES	<u>24,304</u>	<u>(283,475)</u>	<u>21</u>	<u>(259,150)</u>
OTHER FINANCING SOURCES (USES)				
Transfers in	22,845	452,972	-	475,817
Transfers (out)	-	(91,653)	-	(91,653)
TOTAL OTHER FINANCING SOURCES (USES)	<u>22,845</u>	<u>361,319</u>	<u>-</u>	<u>384,164</u>
NET CHANGE IN FUND BALANCES	<u>47,149</u>	<u>77,844</u>	<u>21</u>	<u>125,014</u>
FUND BALANCES, JULY 1	<u>62,134</u>	<u>889,214</u>	<u>12,360</u>	<u>963,708</u>
FUND BALANCES, JUNE 30	<u>\$ 109,283</u>	<u>\$ 967,058</u>	<u>\$ 12,381</u>	<u>\$ 1,088,722</u>

See accompanying independent auditor's report and notes to financial statements.

**WARRANT FOR ANNUAL TOWN MEETING
TOWN OF SABATTUS
MAY 14, 2015**

State of Maine
County of Androscoggin, ss.

To Police Chief Anthony R. Ward, a Constable of the Town of Sabattus, County of Androscoggin, State of Maine,

GREETING:

In the name of the State of Maine you are hereby required to notify and warn the voters of the Town of Sabattus, in said county, qualified by law to vote in Town affairs to meet at the Sabattus Town Office Building in the Community Room at 190 Middle Road in said Town, on Thursday, May 14, 2015, at 6:00 o'clock in the evening, then and there to act on the following articles:

ARTICLE 1. To choose a moderator by written ballot to preside at said meeting.

ARTICLE 2. To see if the Town, in accordance with 36 M.R.S.A. Section 505(1), will vote that the tax lists specified in 36 M.R.S.A. Section 709 be committed for collection on or before September 1, 2015.

Board of Selectmen Ought to Pass

ARTICLE 3. To see if the Town, in accordance with 36 M.R.S.A. Section 505(2) will vote to establish September 01, 2015, or 30 days after the tax bills are postmarked and mailed, whichever is later, as the due date for the first payment of the fiscal year 2015-2016 taxes and March 01, 2016 as the due date for the second payment.

Board of Selectmen Ought to Pass

ARTICLE 4. To see if the Town, in accordance with 36 M.R.S.A. Section 505(4), will vote that property taxes shall be delinquent if not paid by the dates established in Article 3 and that interest, at the rate of 7.0% per annum, shall be charged on all delinquent property taxes.

Board of Selectmen Ought to Pass

ARTICLE 5. To see if the Town, in accordance with 36 M.R.S.A. Section 506-A, will vote that a taxpayer who pays an amount in excess of that finally assessed shall be repaid the amount of the overpayment plus interest from the date of the overpayment at the annual rate of 7.0%.

Board of Selectmen Ought to Pass

ARTICLE 6. Shall the Town authorize the Selectmen to receive and appropriate non-property tax revenues to reduce the property tax commitment for the 2015-2016 fiscal year?

Anticipated non-property tax revenues for the fiscal year beginning July 01, 2015 include the following approximations of State and Town Revenues:

I. Excise Tax	\$700,000
II. Municipal Revenue Sharing	\$215,000
III. Homestead Exemption Reimbursement	\$121,000
IV. <u>All Other Non-Property Tax Revenues</u>	<u>\$367,500</u>
Total ESTIMATED Non-Property Tax Revenues	\$1,403,500

Board of Selectmen Ought to Pass

ARTICLE 7. Shall the Town authorize the Selectmen to appropriate an amount not to exceed \$125,000 from Undesignated Fund Balance ("Surplus") to reduce the Property Tax Commitment for the 2015-2016 fiscal year?

Board of Selectmen	Ought to Pass @	\$125,000
Budget Committee	Ought to Pass @	\$125,000

PROPOSED FY16 OPERATIONAL BUDGET

ARTICLE 8. To see if the Town will vote to raise and appropriate the sum of \$395,540 to fund ADMINISTRATION and CODE ENFORCEMENT OFFICER (CEO)/Building Inspector (BI) / Licensed Plumbing Inspector (LPI) & Health Officer.

<u>SELECTMEN</u>	<u>BUDGET COMMITTEE</u>
\$374,790 Administration	\$355,940 Administration
<u>\$ 20,750 CEO</u>	<u>\$ 20,750 CEO</u>
\$395,540 Total	\$376,690 Total

Board of Selectmen	Ought to Pass @	\$395,540
Budget Committee	Ought to Pass @	\$376,690

ARTICLE 9. To see if the Town will vote to raise and appropriate the sum of \$489,820 to fund POLICE DEPARTMENT.

Board of Selectmen	Ought to Pass @	\$489,820
Budget Committee	Ought to Pass @	\$486,320

ARTICLE 10. To see if the Town will vote to raise and appropriate the sum of \$27,611 to fund ANIMAL CONTROL.

Board of Selectmen	Ought to Pass @	\$27,611
Budget Committee	Ought to Pass @	\$27,611

ARTICLE 11. To see if the Town will vote to raise and appropriate the sum of \$139,116 to fund the FIRE DEPARTMENT.

Board of Selectmen	Ought to Pass @	\$139,116
Budget Committee	Ought to Pass @	\$136,116

ARTICLE 12. To see if the Town will vote to raise and appropriate the sum of \$14,500 to fund the EMERGENCY FIRST RESPONDER PROGRAM (EMS).

Board of Selectmen	Ought to Pass @	\$14,500
Budget Committee	Ought to Pass @	\$12,000

ARTICLE 13. To see if the Town will vote to raise and appropriate the sum of \$3,760 to fund EMERGENCY MANAGEMENT.

Board of Selectmen	Ought to Pass @	\$1,600
Budget Committee	Ought to Pass @	\$3,760

ARTICLE 14. To see if the Town will vote to raise and appropriate the sum of \$497,193 to fund the PUBLIC WORKS DEPARTMENT.

Board of Selectmen	Ought to Pass @	\$485,000
Budget Committee	Ought to Pass @	\$497,193

ARTICLE 15. To see if the Town will vote to raise and appropriate the sum of \$191,965 to fund the TRANSFER STATION.

Board of Selectmen	Ought to pass @	\$191,965
Budget Committee	Ought to pass @	\$190,955

ARTICLE 20. To see if the Town will vote to raise and appropriate the sum of \$53,650 to fund STORMWATER MANAGEMENT.

Board of Selectmen	Ought to Pass @	\$53,650
Budget Committee	Ought to Pass @	\$53,650

ARTICLE 21. To see if the Town will vote to raise and appropriate the sum of \$55,148 to fund DISPATCH & E911/PSAP.

Board of Selectmen	Ought to Pass @	\$55,148
Budget Committee	Ought to Pass @	\$55,148

ARTICLE 22. To see if the Town will vote to raise and appropriate the sum of \$84,750 to fund PUBLIC UTILITIES.

\$18,000	Street Lighting
<u>\$66,750</u>	<u>Sanitary District/Water Division</u>
\$84,750	Total

Board of Selectmen	Ought to Pass	\$84,750
Budget Committee	Ought to Pass	\$84,750

ARTICLE 23. To see if the Town will vote to raise \$15,925 and appropriate the sum of \$17,575 to fund ORGANIZATIONS.

\$4,400	Maine Municipal Association
\$6,170	Androscoggin Valley Council of Governments
\$2,000	Sabattus Lake Dam Commission
\$1,650	Sabattus Mountaineers**
\$3,100	Sabattus Veterans
<u>\$ 255</u>	<u>Androscoggin County Chamber of Commerce</u>
\$17,575	Total

Board of Selectmen	Ought to Pass @	\$17,575
Budget Committee	Ought to Pass @	\$17,575

*** \$1,650 for the Sabattus Mountaineers would be appropriated from the fiscal year 2015-2016 snowmobile registration fee refund from the Maine Department of Inland Fisheries and Wildlife and not raised from property taxes. Said funds to be used to support recreational programs such as maintaining snowmobile trails, and for related conservation activities on land within the Town of Sabattus, that is available for use by the public.*

ARTICLE 16. To see if the Town will vote to raise and appropriate the sum of \$35,000 to fund WAGE & BENEFIT ADJUSTMENT.

Board of Selectmen	Ought to pass @	\$35,000
Budget Committee	Ought to pass @	\$35,000

ARTICLE 17. To see if the Town will vote to raise \$463,110 and appropriate the sum of \$501,648** to fund INSURANCES, PAYROLL TAX & RETIREMENT.

<u>SELECTMEN</u>		<u>BUDGET COMMITTEE</u>	
\$294,979	Insurances	\$285,164	Insurances
\$168,131	Payroll Taxes	\$163,745	Payroll Taxes
<u>\$ 38,538</u>	<u>ICMA Retirement**</u>	<u>\$ 38,538</u>	<u>ICMA Retirement**</u>
\$501,648	Total	\$487,447	Total

Board of Selectmen	Ought to Pass @	\$501,648
Budget Committee	Ought to Pass @	\$487,447

*** \$48,729 of surplus revenues from the Maine Public Employee Retirement System (MPERS) Pool will be used to fund the Town's share of MPERS employer retirement contributions and not raised from property taxes.*

ARTICLE 18. To see if the Town will vote to raise and appropriate the sum of \$21,000 to fund BOARDS & COMMITTEES.

\$15,000	Selectmen
<u>\$ 6,000</u>	<u>Planning Board</u>
\$21,000	Total

Board of Selectmen	Ought to Pass @	\$21,000
Budget Committee	Ought to Pass @	\$21,000

ARTICLE 19. To see if the Town will vote to raise and appropriate the sum of \$70,350 to fund PROFESSIONAL SERVICES.

\$15,000	Legal
\$7,500	Engineering
\$2,000	Planning
\$18,000	Audit
<u>\$27,850</u>	<u>Annual Assessment</u>
\$70,350	Total

Board of Selectmen	Ought to Pass @	\$70,350
Budget Committee	Ought to Pass @	\$70,350

ARTICLE 24. To see if the Town will vote to raise and appropriate the sum of \$2,000 to fund GENERAL ASSISTANCE.

Board of Selectmen	Ought to Pass @	\$2,000
Budget Committee	Ought Not to Pass	

ARTICLE 25. To see if the Town will vote to authorize the Board of Selectmen to designate a representative to apply for and manage a grant from the Dept. of Conservation to help maintain snowmobile trails within Sabattus and authorize expenditure of funds to be reimbursed 30% by the snowmobile club and 70% by State Grant.

Board of Selectmen	Ought to Pass
--------------------	---------------

ARTICLE 26. To see if the Town will vote to appropriate OVERLAY of an amount not to exceed the state limitation in the calculation as set by the annual Municipal Valuation Return to cover abatements during the fiscal year.

Board of Selectmen	Ought to Pass
--------------------	---------------

PROPOSED FY16 CAPITAL BUDGET

ARTICLE 27. To see if the Town will vote to raise and appropriate the sum of \$25,000 to fund the replacement of the Town's file server, twelve personal computers, software, and related labor expenses.

Board of Selectmen	Ought to Pass @	\$25,000
Budget Committee	Ought to Pass @	\$25,000

ARTICLE 28. To see if the Town will vote to raise and appropriate the sum of \$5,290 for the Police Department to purchase two automated external defibrillators (AED's).

Board of Selectmen	Ought to Pass @	\$5,290
Budget Committee	Ought to Pass @	\$5,290

ARTICLE 29. To see if the Town will vote to raise the sum of \$7,250 for deposit into the "Police Department Capital Equipment Reserve Account" for the future upgrade of the communications tower and antenna.

Board of Selectmen	Ought to Pass @	\$7,250
Budget Committee	Ought to Pass @	\$7,250

ARTICLE 30. To see if the Town will vote to raise and appropriate the sum of \$5,000 and appropriate the sum of \$35,000 from existing Police Department Capital Equipment funds for a total appropriation of \$40,000 to purchase and retrofit a new police cruiser.

Board of Selectmen	Ought to Pass @	\$40,000
Budget Committee	Ought to Pass @	\$40,000

ARTICLE 31. To see if the Town will vote to raise and appropriate the sum of \$16,608 to pay the second of five annual debt service payments for the Public Works Backhoe/Loader Lease-Purchase Finance Agreement.

Board of Selectmen	Ought to Pass @	\$16,608
Budget Committee	Ought to Pass @	\$16,608

ARTICLE 32. To see if the Town will vote to raise the sum of \$40,000 for deposit into the "Public Works Capital Improvement Reserve Account" for the future replacement of the Town's fuel depot.

Board of Selectmen	Ought to Pass @	\$40,000
Budget Committee	Ought not to Pass	

ARTICLE 33. To see if the Town will vote to raise the sum of \$35,000 for the finance costs and first annual debt service payment, not to exceed a five-year finance agreement, to purchase a Public Works Dump Truck/Plow.

Board of Selectmen	Ought to Pass @	\$30,000
Budget Committee	Ought to Pass @	\$35,000

ARTICLE 34. To see if the Town will vote to raise the sum of \$5,000 for the finance costs and first annual debt service payment, not to exceed a five-year finance agreement, to purchase a small tractor/sidewalk machine for the Public Works Department.

Board of Selectmen	Ought to Pass @	\$5,000
Budget Committee	Ought not to Pass	

ARTICLE 35. To see if the Town will vote to raise the sum of \$20,000 for deposit into the Transfer Station Capital Equipment Reserve Fund for the future purchase of a replacement Roll-Off Container Truck.

Board of Selectmen	Ought to Pass @	\$20,000
Budget Committee	Ought to Pass @	\$20,000

ARTICLE 36. To see if the Town will appropriate a sum not to exceed \$300,000 from existing "Fire Department Capital Equipment Reserve" funds to purchase a Pumper/Tanker Fire Engine.

Board of Selectmen	Ought to Pass @	\$300,000
--------------------	-----------------	-----------

ARTICLE 37. To see if the Town will vote to raise the sum of \$50,000 for deposit into the "Fire Department Capital Equipment Reserve" account for the future replacement of Fire Department vehicles.

Board of Selectmen	Ought to Pass @	\$35,000
Budget Committee	Ought to Pass @	\$50,000

ARTICLE 38. To see if the Town will vote to raise the sum of \$6,000 for deposit into the "Fire Department Capital Equipment Reserve" account for the future purchase of a thermal imaging camera.

Board of Selectmen	Ought not to Pass	
Budget Committee	Ought to Pass @	\$6,000

ORDINANCES

ARTICLE 39. To see if the Town will vote to adopt the amendments to the Sabattus Site Plan Ordinance (in the form on file with the Town Clerk).

ARTICLE 40. To see if the Town will vote to adopt the amendments to the Sabattus Non-Stormwater Discharge Ordinance (in the form on file with the Town Clerk).

ARTICLE 41. To see if the Town will vote to adopt the amendments to the Sabattus Post-Construction Stormwater Management Ordinance (in the form on file with the Town Clerk).

ARTICLE 42. To see if the Town will vote to adopt the Sabattus Aquifer Protection Ordinance (in the form on file with the Town Clerk)


ROAD ACCEPTANCE

ARTICLE 43 To see if the Town will vote to accept Woodside Drive as a Town Road.

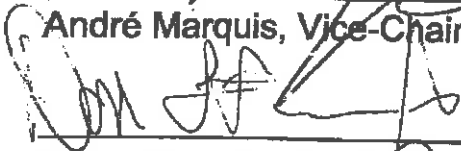
Given under our hands in the Town of Sabattus this 14th day of April, 2015.




Mark Duquette, Chair



André Marquis, Vice-Chair



Donat Fournier Jr., Selectman



Michelle Ames, Selectman



Jeffrey Baril, Selectman

